

NICOLock®


PAVING STONES • RETAINING WALLS • OUTDOOR LIVING



TEAR-OUT
COLOR SWATCH
GUIDE INSIDE

SCAN TO START

The Art of
Outdoor Living



Alpine Contemporary in Travertina

Start Planning

Welcome to Nicolock.....	4
Warranty.....	5
Financing.....	6
paver-shield™.....	7
Designing with Borders & Inlays.....	9
Nicolock's Top-Selling Colors.....	11
IMAGES BY PROJECT TYPE	
Pools & Patios.....	12
Driveways, Walkways & Stoops.....	20
Fire Pits, Fireplaces & Outdoor Dining....	28

Paving Stones

paver-shield™ pavers.....	36
Stone Ridge.....	37
Stone Ridge Contemporary	38
Stone Ridge XL.....	40
Alpine Ridge.....	41
Alpine Contemporary.....	42
Alpine Contemporary 8x12.....	42
Alpine Contemporary 16x24.....	42
Alpine Contemporary 20x30.....	42
Alpine Contemporary 24x36.....	42
Tilestone 6x24.....	44
Woodstone 6x24.....	45
Plank Paver.....	45
Ridge Brick.....	46
Rustico 6x6 & Rustico 6x9.....	47
Blue Ridge Contemporary.....	48
Blue Ridge.....	49
Hex Paver.....	50
Paragram Paver.....	51
Rustico 4 Pc Combo.....	52
Holland Stone.....	53
Colonial Cobble 1.5 Normal.....	53
Heritage Slab & Pedestals.....	54-55
Inlays, Borders & Circle Kits	58
Environmental Pavers.....	65
Nicostone Pavers.....	69

Wall Systems

WALL SYSTEMS.....	75
Landscape Walls	
Belvedere Wall.....	78
6" Colonial Wall.....	79
5" Colonial Wall.....	80
Mini Colonial Wall.....	81
Verona Wall.....	82
Verona Wall XL.....	82
NEW Sedona Wall.....	83
Kodah Wall.....	84
NEW Grand Ledge.....	85
Stonegate® Contemporary Wall.....	86
Retaining Walls	
Firma® Wall.....	87
Alta Wall.....	88
Alta Pro Wall.....	89
Keystone Compac® III Straight Split.....	90
Keystone Compac® Contemporary.....	91
Outcropping.....	92
Redi-Rock® Retaining Wall.....	93
Garden Walls	
Serafina Wall.....	94
Mountain Block.....	95
Garden Wall.....	96

Piers, Coping, Caps & Steps

Pier Kits.....	98
Pier Caps.....	101
Coping & Caps.....	102
Steps.....	112

Fire Pits & Fireplaces

FIRE PITS	116
Harmony Fire Pit.....	123
LUME Surround.....	124
Fire Pit Accessories.....	126
FIREPLACES.....	128

Outdoor Dining

OUTDOOR DINING.....	130
Segmental Kitchen Systems.....	134
WeatherStrong® Outdoor Cabinetry.....	136
Pergolas.....	138
American Made Grills.....	139
Stainless Steel Appliances.....	144
Refrigeration, Doors & Drawers.....	145
NEW Constellation Pro.....	146
Essenze di Luce.....	147

Color Swatches

paver-shield™ Color Swatches.....	148
Split-Face Textured Wall Swatches.....	150
Smooth Wall Swatches.....	151
Nicostone Swatches.....	152

Install Guides, FAQs & More

Paver Installation Guide.....	154
Retaining Wall Installation Guide.....	156
Stain Removal.....	158
Frequently Asked Questions.....	159
Paving Stone Patterns.....	161



Roberto Nicalia

CEO/President, Nicolock Paving Stones

NICOLOCK®

More Color, More Life

With each season, I'm reminded how much our surroundings influence everyday life. Outdoor spaces now play a larger role than ever, shaping how we relax, host, and enjoy time at home. Still, many patios, walkways, and yards never reach what they could be—leaving people unsure how to turn an idea into a finished space that truly feels complete.

I see every project as a chance to create lasting value. A welcoming patio supports gatherings that stretch into the evening. A fire feature encourages people to linger as temperatures cool. A thoughtfully designed entryway improves curb appeal while setting the tone the moment you arrive home. These spaces do more than look good—they support how life unfolds outdoors.

Outdoor living also supports balance and enjoyment beyond special occasions. A well-planned setting invites daily use, offers room to unwind, and adapts easily as needs change. Over time, these spaces become part of routines, traditions, and milestones shared with family and friends.

This year, consider what your outdoor space could become. With the right materials and guidance, ideas turn into places that feel natural to use and rewarding to own for years ahead.

NICOLOCK: TURNING BACKYARDS INTO DESTINATIONS

For more than 60 years, Nicolock has helped homeowners and professionals create outdoor environments built for real life. That legacy continues through our consistent quality, dependable service, and a deep understanding of how outdoor spaces should perform. Whether beginning a new project or expanding an existing layout, we value the opportunity to be part of that process.

Our products are engineered for longevity and produced with care, precision, and sustainability in mind. paver-**shield**™ technology protects color from the inside out, helping surfaces maintain their appearance through years of use and exposure. A lifetime transferable warranty

adds long-term assurance, reinforcing the value of every investment made with Nicolock.

This catalog brings together inspiration and practical solutions designed to work together seamlessly. Each page presents options to simplify decision-making while supporting outdoor spaces that feel intentional and well-finished. When you're ready to take the next step, our team is ready to guide you.

WHY HOMEOWNERS CHOOSE NICOLOCK

Vibrant Color That Lasts. Color plays a defining role in outdoor design, especially when curb appeal and long-term satisfaction matter. Many Nicolock customers choose our products for the depth, consistency, and variety of our color offerings.

With paver-**shield**™ technology, color extends throughout each stone rather than sitting only on the surface. As a result, patios, walkways, and driveways retain their character season after season, even in demanding conditions.

- Broad color selections for classic and contemporary designs
- Blends that complement architecture and landscape features
- Finishes that maintain visual appeal over time

Personalized Shopping Experiences Designed for You.

Choosing materials feels easier with the proper support. Our design centers allow you to compare styles, textures, and layouts in person while gathering ideas at your own pace.

Prefer a more personalized experience? Our luxury mobile showroom brings the options to your doorstep. With samples of our most popular pavers, accents, and fire features, you can see and feel your choices up close, all with friendly, pressure-free guidance from our knowledgeable team.

Guaranteed for Life: Our Lifetime Transferrable Warranty.

At Nicolock, we don't just create outdoor spaces—we stand behind them for a lifetime. Backed by three generations of family dedication, our lifetime transferable warranty promises lasting quality and peace of mind.

The work we do today is designed to be enjoyed by you and anyone who may own your home in the future. Our products set us apart, offering unmatched assurance for one of the most meaningful investments you'll ever make.

Affordability and Financing. No matter your budget, we're dedicated to helping you bring your outdoor project to life. Nicolock offers flexible financing options, whether you want to complete your vision all at once or spread it out in phases.

Our products are built to last and priced to offer incredible value compared to similar options. Many of our customers return to expand their projects, adding features like outdoor kitchens, fire elements, and pizza ovens. With options rivaling high-end venues, investing in a backyard paradise is a lasting choice that creates a space for special events and everyday memories.

Your outdoor space is an investment in your home and lifestyle—let's find the best solution for you.

Reliable Products, Ready When You Are. Getting the job done right means doing it on time. With manufacturing facilities on Long Island and across the Northeast, we eliminate supply chain concerns, ensuring our products are always available when you need them.

Unlike others who may limit your choices, Nicolock offers a full range of colors and styles to suit your vision. Why settle for less when you and your family deserve the best? Your backyard transformation starts with us—and we're ready when you are.




PROUDLY MADE IN THE USA

COME HOME TO NICOLOCK!

Nicolock pavers are supported by a full, structural lifetime warranty* that transfers to the next homeowner if you sell. Register your products at nicolock.com and complete three simple steps to secure coverage and long-term peace of mind.

1

Click the **WARRANTY** link at the bottom of our homepage



2

Fill out the requested information



3

Upload Proof of Purchase



LIFETIME WARRANTY*

Nicolock provides a limited lifetime warranty on the structural integrity of its manufactured product used in residential applications. Nicolock pavers are warranted for as long as you own your home and are transferable to the next owner should you sell. Nicolock products installed in accordance with our guidelines and industry standards that are deemed to be structurally defective will be replaced with products of equal value. Removal and replacement labor cost is not the responsibility of Nicolock. Regarding de-icing products, Nicolock recommends sand for slip resistance as it is the most environmentally friendly option for use on concrete products. If a de-icing product is used, Nicolock recommends using only NaCl (rock salt) which should be used sparingly, following the manufacturer's instructions. Once ice is loosened, remove immediately to avoid buildup of the de-icing agent. **NOTE:** De-icing agents of any kind are not recommended for our Nicostone line.

Color matching and product availability are not guaranteed. Proof of purchase and/or installation contract must be made available prior to or at the time of inspection by an authorized Nicolock representative. Other exclusions apply.

Nicolock / Nicolita Concrete Products is the owner or authorized user of all patents and trademarks for products and designs illustrated herein. Firma®, Checker Block®, Sante-Euro® & paver-shield® are examples of registered trademarks of Nicolita Concrete Products. SF-Rima® is a trademark of SF Concrete Technology, Inc. • US Patent #:Firma® 6,082,933.



DEFER PAYMENT, NOT YOUR DREAMS!

Discover **Nicolock Financing!**

Bring your dream outdoor living space to life today with our exclusive financing options. We offer flexible plans to suit your needs, including true no-interest payment (SAC) plans, affordable low monthly payments, or a combination of both.

Enhance your home's value and enjoy peace of mind with Nicolock Financing.
Contact your local Territory Manager for more details!



LOW MONTHLY PAYMENTS

Avoid high credit card interest rates. Choose the best payment option for you.



UNSECURED FINANCING

100% unsecured financing up to **\$100,000** on approved credit.



FAST, EASY AND SAFE

Easy application for near-instant approvals via phone, online or mobile app, 24/7



PEACE OF MIND


The application is free, there are no closing costs and no prepayment penalties



Heritage Slab in Travertina

**THE
 PAVER-SHIELD[™]
 DIFFERENCE**

Our patented process is not a sealant and features a smooth, ultra dense surface and rich vibrant color guaranteed not to fade!



1

Nicolock sources the highest class raw materials in the industry for the highest quality pavers



2

Our state-of-the-art manufacturing process creates a durable base mix



3

Iron oxide bonds with cement molecules resulting in the most vibrant color seen throughout each paver



4

Other quality materials are added to create our **PAVER-SHIELD[™] TECHNOLOGY!**



7

PAVER-SHIELD[™] is not a sealer, it's built into the manufacturing process for optimal durability



6

The final result is the very best in color, strength, and beauty that will last for generations!



5


PAVER-SHIELD[™] gives pavers a tight, smooth surface texture that will not expose heavy aggregate



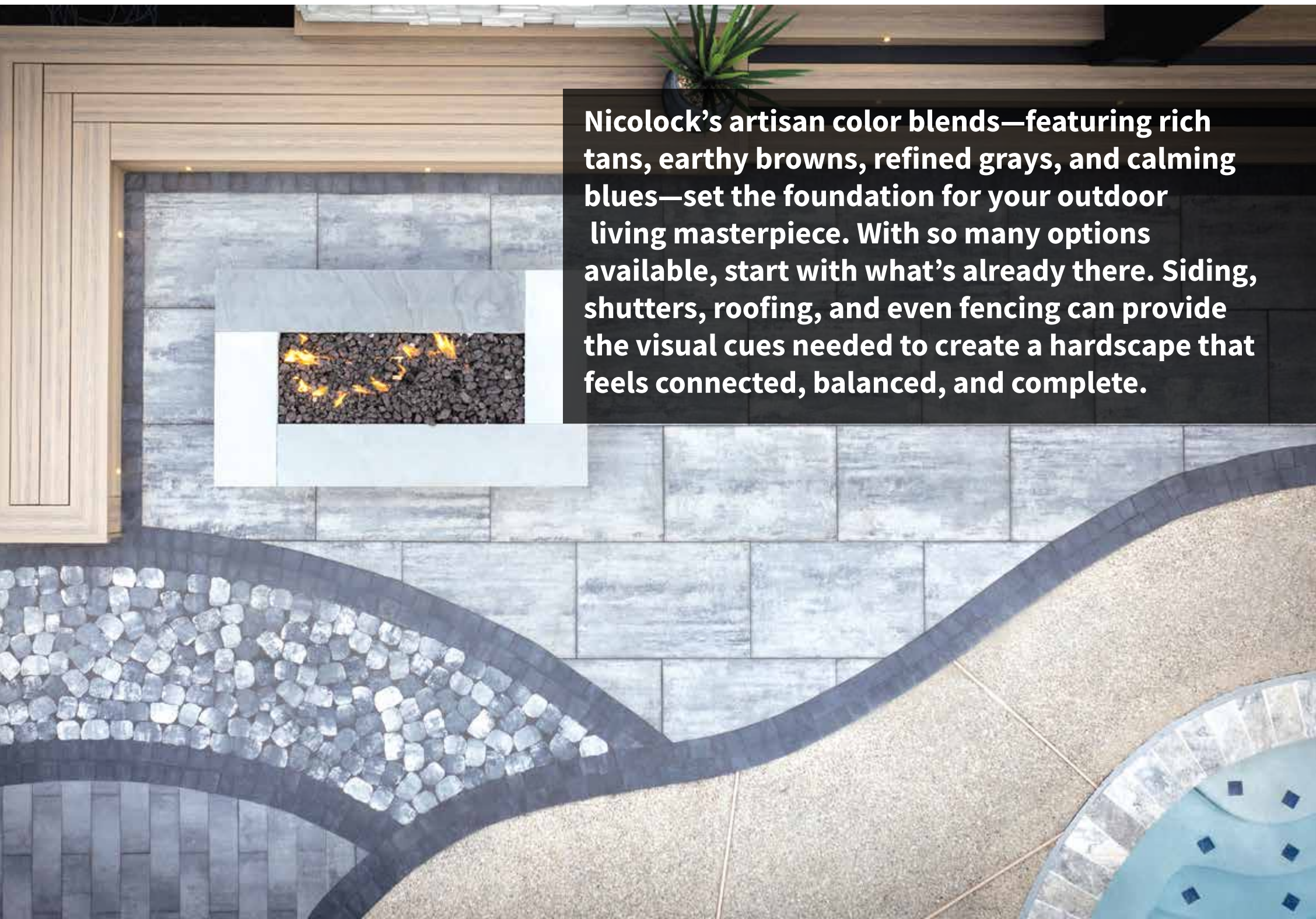
PAVER-SHIELD[™] TECHNOLOGY

Tight, smooth surface texture that is built into the paver, not a sealer like other manufacturers

Ultra dense base mix featuring color throughout the paver ensuring a lifetime of beauty



Color that Fuels **CREATIVITY**



Nicolock's artisan color blends—featuring rich tans, earthy browns, refined grays, and calming blues—set the foundation for your outdoor living masterpiece. With so many options available, start with what's already there. Siding, shutters, roofing, and even fencing can provide the visual cues needed to create a hardscape that feels connected, balanced, and complete.

Using Colors & Patterns to **CREATE BOLD AND EYE-CATCHING SPACES**

Nicolock has what it takes to bring the “WOW” factor to your outdoor design. From patios and poolsides to driveways and gathering areas, our design elements make it easy to create a custom look that reflects your style. Everything starts with color. Choose from a wide range of rich, artisan blends, then add interest with different paver shapes and laying patterns. Explore a few popular patterns below—or combine styles to create something uniquely your own.

90° traditional



PAVER DIRECTION | Go from a traditional installation to an exceptional look by laying pavers at a 90-degree angle to create the illusion of space.

45° with border



BORDERS | Borders define edges and softly combine large areas that would otherwise be toneless. Monochromatic or contrasting colors help define your style.

45° with inlay




INLAYS | Inlays allow you to define an area within your outdoor space. Often created with contrasting colors and textures, inlays add visual interest to make your space pop.

Popular options:



Rustico 6x9 in Golden Brown Blend



Paragram Paver in Raven



*Old Vienna with paver-shield™
in Fire Island Blend*



The Mosaic in Raven

When Choosing Your Color...

When selecting your color, it's important to consider your landscaping. Seasonal shifts can change the colors around your project, and various times of day may cast unique shadows on your pavers. Planning for how these environmental factors will influence your look is key. While the color illustrations in this catalog are as precise as photography and printing allow, **we recommend viewing multiple physical samples to confirm your color selection.**

Images below were photographed minutes apart in the same location. Image on the left is with cloud cover, image on the right is in full sun.



Both images: Stone Ridge XL in Westchester Blend

Note: Our products use natural materials, which may cause slight color variations, adding to their unique charm. To minimize variation, follow industry best practices, order all products at once, and install from multiple pallets and layers for even blending. This is especially imperative for solid color blends, including Brown, Charcoal, Dove Gray, Pennsylvania Blue, Pewter, Raven, Red, Sahara, and Snow.

NICOLock® TOP-SELLING COLORS

Explore our extensive range of 28 **paver-shield™** color options on pages 148-149, crafted to suit any outdoor design vision. While all shades boast superior durability and vibrant tones, these are our top-selling colors, loved for their timeless appeal and versatility.



Chesapeake Blend*

A blended mix of Travertina and Pewter



Granite City Blend

A two-color blend of Pewter and Charcoal



Graphite Pearl Blend*

A rich mixture of white, Pewter and Raven



Marble Blend*

A mixture of white and Charcoal



Oceanic Blue*

A tranquil blend of Pewter, light stormy blue and white



Pennsylvania Blue**

A deep blue resembling the natural color of Pennsylvania Bluestone



Silver Mist*

Subtle blends of light and dark grays



South Bay Blend*

A blend of gray, white and tan



Travertina*

A two-tone blend of coral and white



Westchester Blend


A three-color blend containing Pewter, Charcoal and Chamois accents

*Premium Color
**Deluxe Color

unwind in your outdoor **PARADISE**
Pools & Patios




Versailles Travertine in Marble Blend



Stone Ridge in Graphite Pearl Blend




Stone Ridge in Chesapeake Blend



Alpine Contemporary 24x36 in Travertina



6x12 Fullnose in Granite City Blend





Stone Ridge XL in Oceanic Blue



Alpine Contemporary 16x24 in Chesapeake Blend

Create an arrival worth

REMEMBERING

Driveways, Walkways & Entryways




16 x24 Alpine Contemporary in Oceanic Blue

**Not recommended for vehicular applications*



Plank Paver in Granite City Blend




Rustico 6x9 in Marble Blend & Charcoal



Stone Ridge in Golden Brown Blend



Stone Ridge in Graphite Pearl Blend



Hex Paver in Dove Gray



Eco-Tre in Granite City Blend



create your perfect backyard **ESCAPE**
Fire Pits, Fireplaces & Outdoor Dining



Verona Jr Fireplace in South Bay Blend



SunFire Built-In Grill | 2-Drawer & Pullout Combo | Trash Pullout Drawer | 24" Outdoor Rated Refrigerator



Belvedere Fire Pit in Bluestone



Serafina Fire Pit in Granite City Blend



Custom Fire Pit with 6" Colonial Wall in Travertine



Serafina Fire Pit in South Bay Blend



Grill Island Deluxe with Verona Wall in Oceanic Blue



Serafina Fire Pit in Granite City Blend

PAVER-SHIELD™ *pavers*

Tip: If you don't know how to choose from the finish, color, layout, and size options, start by matching your home's architectural style to create a cohesive look and make choices more manageable.

Nicolock pavers feature vibrant color options designed for a wide range of outdoor spaces. With an extensive selection of sizes, styles, and textures, it's easy to create combinations that suit your project and vision.

Stone Ridge Contemporary in Oceanic Blue



Westchester Blend

Pennsylvania Blue

Stone Ridge




Multi-sized rectangular shapes with a slightly textured riven surface and subtly chamfered edges. Designed to pair seamlessly with Stone Ridge XL for added flexibility in layout and design.

3-Piece



110 Sq Ft on Pallet
240 Pcs on Pallet | A- 130 B- 60 C- 50
Pallet Weight: 2,950 lbs



Chesapeake Blend*

Granite City Blend

Graphite Pearl Blend*

Marble Blend*

Oceanic Blue*

Pennsylvania Blue**

Silver Mist*

South Bay Blend*

Travertina*

Westchester Blend

Also available in:
Adobe Blend
Autumn Blend*
Cappuccino Blend*

Crab Orchard Blend*
Golden Brown Blend
Hudson Valley Blend
Oceanic 5*

Oyster Blend*
Peconic 6*




3-Piece Granite City Blend

Stone Ridge Contemporary


pavershield

3-Piece




110 Sq Ft on Pallet
240 Pcs on Pallet | A- 130 B- 60 C- 50
Pallet Weight: 2,950 lbs

Single Size



181 Sq Ft on Pallet
60 Pcs on Pallet
Pallet Weight: 3,537

Multi-sized rectangular shapes with a smooth, modern finish and subtly chamfered edges for a clean, refined appearance.



Chesapeake Blend*

Granite City Blend

Graphite Pearl Blend*

Marble Blend*

Oceanic Blue*

Pennsylvania Blue**

Silver Mist*

South Bay Blend*

Travertina*

Westchester Blend

Also available in:
Adobe Blend
Autumn Blend*
Cappuccino Blend*


Crab Orchard Blend*
Golden Brown Blend
Hudson Valley Blend
Oceanic 5*

Oyster Blend*
Peconic 6*

18x18 in Graphite Pearl Blend



3-Piece in Chesapeake Blend



3-Piece in Oceanic Blue



Westchester Blend



Oceanic Blue

Stone Ridge XL



Multi-sized rectangular shapes with a lightly textured riven surface and subtly chamfered edges. Designed to pair with Stone Ridge for added layout flexibility. Not recommended for vehicular applications.

3-Piece



A 9" x 9" x 2 3/8"
B 9" x 18" x 2 3/8"
C 18" x 18" x 2 3/8"

110 Sq Ft on Pallet
 90 Pcs on Pallet | A- 20 B- 50 C- 20
 Pallet Weight: 2,950 lbs



Chesapeake Blend*



Granite City Blend



Graphite Pearl Blend*



Marble Blend*



Oceanic Blue*



Pennsylvania Blue**



Silver Mist*



South Bay Blend*



Travertina*



Westchester Blend

Also available in:
 Adobe Blend
 Autumn Blend*
 Cappuccino Blend*

Crab Orchard Blend*
 Golden Brown Blend
 Hudson Valley Blend
 Oceanic 5*

Oyster Blend*
 Peconic 6*

3-Piece in Granite City Blend



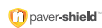
3-Piece in Chesapeake Blend




3-Piece in Oceanic Blue

Alpine Ridge

Multi-sized shapes with a natural cleft texture and lightly chamfered edges add visual interest to a variety of layouts. The 24x24 size can be incorporated into patterns or used on its own. Not recommended for vehicular applications.



3-Piece




A 7¾" x 15½" x 2¾" **B** 15½" x 15½" x 2¾" **C** 15½" x 23½" x 2¾"

127 Sq Ft on Pallet
80 Pcs on Pallet | A- 30 B- 30 C- 20
Pallet Weight: 3,500 lbs

Single Size

24x24



80 Sq Ft on Pallet
20 Pcs on Pallet
Pallet Weight: 2,260 lbs

23½" x 23½" x 2¾"



Chesapeake Blend*



Granite City Blend



Graphite Pearl Blend*



Marble Blend*



Oceanic Blue*



Pennsylvania Blue**



Silver Mist*



South Bay Blend*



Travertina*



Westchester Blend

Also available in:
Adobe Blend
Cappuccino Blend*

Golden Brown Blend
Hudson Valley Blend
Oyster Blend*




Pennsylvania Blue

Alpine Contemporary



Multi-sized rectangular shapes with a smooth texture and subtly chamfered edges create a clean, modern look. Expanded size options include 8x12, 16x24, 20x30, and 24x36 to complement existing formats. Not recommended for vehicular applications.


3-Piece



A 7 3/4" x 15 1/2" x 2 3/8"
B 15 1/2" x 15 1/2" x 2 3/8"
C 15 1/2" x 23 1/2" x 2 3/8"

127 Sq Ft on Pallet
 80 Pcs on Pallet | A- 30 B- 30 C- 20
 Pallet Weight: 3,500 lbs

Single Sizes




8x12
 7.72" x 11.65" x 2 3/8"
 133 Sq Ft on Pallet
 200 Pcs on Pallet
 Pallet Weight: 3,355

16x24
 15 1/2" x 23 1/2" x 2 3/8"
 107 Sq Ft on Pallet
 40 Pcs on Pallet
 Pallet Weight: 2,889 lbs

20x30
 19 3/4" x 29 3/4" x 2 3/8"
 85 Sq Ft on Pallet
 20 Pcs on Pallet
 Pallet Weight: 2,400 lbs

24x36
 23 1/2" x 35 3/4" x 2 3/8"
 120 Sq Ft on Pallet
 20 Pcs on Pallet
 Pallet Weight: 3,330 lbs



Also available in:
 Adobe Blend
 Cappuccino Blend*
 Golden Brown Blend
 Hudson Valley Blend
 Oyster Blend*



24 x 36 in Silver Mist



3-Piece in Marble Blend



Graphite Pearl Blend



Granite City Blend

Tilestone 6x24




Sleek and contemporary, these new Tilestone 6x24 smooth pavers bring a modern touch to any outdoor space with their elongated design and clean, minimalist finish.



120 Sq Ft on Pallet
120 Pcs on Pallet
Pallet Weight: 3,240 lbs

6" x 24" x 2 3/8"



Also available in:
Adobe Blend
Cappuccino Blend*
Golden Brown Blend
Hudson Valley Blend
Marble Blend*
Oyster Blend*
Pennsylvania Blue**




Granite City Blend



Driftwood

Woodstone 6x24



Elevate your outdoor space with our new Woodstone 6x24 wood grain pavers! Combining the natural warmth of wood with the durability of stone for a sleek and timeless look.



120 Sq Ft on Pallet
120 Pcs on Pallet
Pallet Weight: 3,142 lbs

6" x 24" x 2 3/8"



Driftwood



Rustic Oak



Marble Blend

Plank Paver



The long and narrow design of this Nicolock favorite gives a finished and sleek appearance to complement modern design trends.

3-Piece



6" x 9" x 2 3/4"



6" x 13" x 2 3/4"



6" x 17" x 2 3/4"

103 Sq Ft on Pallet
189 Pcs on Pallet | A- 54 B- 81 C- 54
Pallet Weight: 3,122 lbs

Single Size



6" x 13" x 2 3/4"

103 Sq Ft on Pallet
189 Pcs on Pallet
Pallet Weight: 3,122 lbs



Granite City Blend




Graphite Pearl Blend*



Marble Blend*



Pewter



Raven*



South Bay Blend*



Westchester Blend

South Bay Blend



Chesapeake Blend



Oceanic Blue

Ridge Brick



Universal, oversized brick with a textured riven surface and subtly chamfered edges. Suitable for use as a field paver or as a border to add definition and contrast.



4 1/2" x 9" x 2 3/8"

110 Sq Ft on Pallet
400 Pcs on Pallet
Pallet Weight: 2,950 lbs



Brown



Charcoal



Chesapeake Blend*



Granite City Blend



Graphite Pearl Blend*




Marble Blend*



Oceanic Blue*



Pennsylvania Blue**



Raven*



Silver Mist*



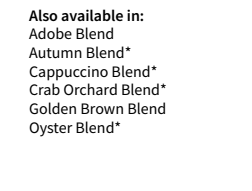
South Bay Blend*



Travertina*



Westchester Blend



Also available in:
Adobe Blend
Autumn Blend*
Cappuccino Blend*
Crab Orchard Blend*
Golden Brown Blend
Oyster Blend*




6x6 & 6x9 in Granite City Blend



6x9 in Marble Blend

Rustico 6x6 & 6x9



Single-sized square and rectangular shapes with a slightly dimpled surface. Chamfered edges and square corners make these perfect for inlays and borders.



6" x 6" x 2 3/8"


120 Sq Ft on Pallet
480 Pcs on Pallet
Pallet Weight: 3,027 lbs



6" x 9" x 2 3/8"

113 Sq Ft on Pallet
300 Pcs on Pallet
Pallet Weight: 2,982 lbs

Brown		Charcoal		Chesapeake Blend*		Granite City Blend		Graphite Pearl Blend* 6x9 only	
Marble Blend* 6x9 only		Oceanic Blue* 6x9 only		Pennsylvania Blue** 6x9 only		Raven*		Silver Mist* 6x9 only	
South Bay Blend*		Travertina*		Westchester Blend		<p>Also available in: Adobe Blend 6x9 only Autumn Blend* 6x9 only Cappuccino Blend* Crab Orchard Blend* 6x9 only Fire Island Blend 6x9 only Golden Brown Blend 6x9 only Hudson Valley Blend 6x9 only Oyster Blend*</p>			

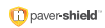


South Bay Blend




South Bay Blend

Blue Ridge Contemporary



Enhance your outdoor space with our new Blue Ridge Contemporary! Multi-sized rectangular shaped pavers with a smooth surface create sleek lines for a modern, sophisticated design. Available in our standard 2 $\frac{3}{8}$ " thickness or 3 $\frac{1}{8}$ " thickness for vehicular applications.

3-Piece



A
6 $\frac{1}{2}$ " x 13" x 2 $\frac{3}{8}$ "

B
13" x 13" x 2 $\frac{3}{8}$ "

C
13" x 19 $\frac{1}{2}$ " x 2 $\frac{3}{8}$ "

106 Sq Ft on Pallet
100 Pcs on Pallet | A- 40 B- 40 C- 20
Pallet Weight: 2,761 lbs

Now available for vehicular applications!
Purchase in 3 $\frac{1}{8}$ " thickness (80mm)



Adobe Blend



Granite City Blend



Oceanic Blue*



Pennsylvania Blue**



Silver Mist*



South Bay Blend*



Westchester Blend



Granite City Blend




Adobe Blend

Blue Ridge

paver-shield

Multi-sized rectangular shapes with a textured riven surface and slightly chamfered edges give this paver a sleek look. Not recommended for vehicular applications.

3-Piece



A 6½" x 13" x 2¾"

B 13" x 13" x 2¾"

C 13" x 19½" x 2¾"

106 Sq Ft on Pallet
100 Pcs on Pallet | A- 40 B- 40 C- 20
Pallet Weight: 2,761 lbs



Adobe Blend



Granite City Blend



Oceanic Blue*



Pennsylvania Blue**



Silver Mist*



South Bay Blend*



Westchester Blend

*Other colors are available in select markets
Check with your local distributor for more information



Snow




Dove Gray



Hex Paver



This unique hexagon-shaped stone brings a modern look to various residential and commercial projects. Available in eight color options, the Hex Paver's six-sided shape is a striking option for driveways, walkways, patios, courtyards, and pool decks.



105 Sq Ft on Pallet
150 Full Pcs on Pallet
50 Half Pcs on Pallet
Pallet Weight: 2,695 lbs
NOTE: 15 sq ft/ half pcs & 90 sq ft/full pcs

9 3/4" x 11 1/4" x 2 3/8"
Flat to Flat Point to Point



Dove Gray



Granite City Blend



Graphite Pearl Blend*



Oceanic Blue*



Raven*



Sahara*



Snow*



Travertina*



Dove Gray

Granite City Blend

Paragram Paver



With a smooth face and ultra-modern design, the Paragram is perfect for borders, inlays, patios, pool decks, walkways, and driveways. This sleek, parallelogram-shaped stone pairs perfectly with our Hex Paver to offer virtually unlimited contemporary design options for residential and commercial applications.



107 Sq Ft on Pallet
80 Left Pcs on Pallet
80 Right Pcs on Pallet
Pallet Weight: 2,465 lbs

5 3/4" x 16 5/8" x 2 3/8"



Dove Gray




Granite City Blend



Graphite Pearl Blend*



Oceanic Blue*



Raven*



Sahara*



Snow*



Travertina*



Marble Blend




Fire Island Blend

Rustico 4 Pc Combo




Multi-sized rectangular shapes with a subtly dimpled surface and chamfered edges paired with square corners. Designed to create clean layouts with added texture and visual interest.

4-Piece



A 3" x 6" x 2 3/8"
B 6" x 6" x 2 3/8"
C 6" x 9" x 2 3/8"
D 9" x 9" x 2 3/8"

117 Sq Ft on Pallet
 480 Pcs on Pallet | A- 100 B- 100 C- 160 D-40
 Pallet Weight: 3,050 lbs





Holland Stone




Classic brick shape with a smooth, flat surface and chamfered edges. Suitable for a wide range of residential and commercial applications. Available in 3 1/8" thickness by special order.



120 Sq Ft on Pallet
540 Pcs on Pallet
Pallet Weight: 3,100 lbs

4" x 8" x 2 3/8"



Also available in:
 Adobe Blend
 Autumn Blend*
 Crab Orchard Blend*
 Fire Island Blend
 Golden Brown Blend
 Oyster Blend*
 Pewter
 Red

Raven



Colonial Cobble 1.5 Normal




Single-sized paver with a smooth, flat surface, chamfered edges, and pillowed corners for a traditional appearance. Well-suited for driveways, walkways, and a variety of outdoor applications.



124 Sq Ft on Pallet
300 Pcs on Pallet
Pallet Weight: 3,223 lbs

6 5/8" x 9 3/8" x 2 3/8"



Granite City Blend



24 x 24 in Travertina

Heritage Slab



Large-format slab designed for architectural applications, including rooftops, plazas, and elevated spaces. Suitable for overlay installations and at-grade use.

Single Sizes

8x16	12x12	18x18	24x24	18" Round
8" x 16" x 2"	12" x 12" x 2"	18" x 18" x 2"	24" x 24" x 2"	18" Round x 2"
80 Sq Ft on Pallet 90 Pcs on Pallet Pallet Weight: 1,783	120 Sq Ft on Pallet 120 Pcs on Pallet Pallet Weight: 2,654 lbs	135 Sq Ft on Pallet 60 Pcs on Pallet Pallet Weight: 2,990 lbs	80 Sq Ft on Pallet 20 Pcs on Pallet Pallet Weight: 1,776 lbs	40 Pcs on Pallet Pallet Weight: 1,562 lbs



MRP SUPPORTS

Decking and paver pedestal systems make a great alternative to traditional paving projects. These systems provide support for removable floor paneling, are quick and easy to install, improve ventilation to prevent water and mold damage, and can reduce energy consumption. Adjustable, self-leveling supports are slip resistant and can be used to compensate for slopes and absorb noise. Additional units available other than shown below. Project take-offs available upon request.



ADVANTAGES OF PEDESTAL SUPPORTS:

- Hides pipes and equipment while providing easy access for maintenance
- Absorbs expansion and structural movement
- Eliminates requirements of surface preparation
- Compensates for unevenness and irregularities in the surface to create a flat surface
- Facilitates fast water drainage to resist mold
- Provides better thermal insulation
- Ensures fast installation to save money



PRIME-PR1
covers heights:
1.20"-2.55"



PRIME-PR2
covers heights:
2.55"-6.10"



PRIME-PR3
covers heights:
6.10"-16"



SE0-P
covers heights:
1.125"-1.5"



SE1-P
covers heights:
1.5"-2"



SE2-P
covers heights:
2"-3"



SE3-P
covers heights:
3"-4.75"



SE4-P
covers heights:
4.75"-6.75"



SE5-P
covers heights:
6.75"-8.5"



The adjustment key allows you to level your final grade by adjusting the height of the pedestal WITHOUT removing the paver. This unique tool helps save on labor costs, assists in reducing the opportunity for injuries caused by repeatedly removing heavy pavers in order to shim to achieve a level surface.

To view all products and information, please visit www.mrpsupports.com

MATRIX PEDESTALS



5X ADJUSTABLE PEDESTAL
covers heights:
1.25"-2"
3/16" spacer tab 9/16" top tab



6X ADJUSTABLE PEDESTAL
covers heights:
2"-3"
3/16" spacer tab 9/16" top tab



7X ADJUSTABLE PEDESTAL
covers heights:
3"-4.5"
3/16" spacer tab 9/16" top tab



8X ADJUSTABLE PEDESTAL
covers heights:
4.5"-7.5"
3/16" spacer tab 9/16" top tab



8X COUPLER
covers heights:
2.5"-4"



PAVER PEDESTAL
6 13/16" X 6 13/16" X 9/16"
1/8" spacer tab 15/16 top tab



PAVER PEDESTAL
6 13/16" X 6 13/16" X 9/16"
1/8" spacer tab
9/16 top tab



PRODUCT SHIM
1/8"



PRODUCT SHIM
1/16"



To view all products and information, please visit www.matrixpedestals.com




Granite City Blend

Colonial Cobble Normal & 4 Pc Combo



SPECIAL ORDER PRODUCT

4-Piece



133 Sq Ft on Pallet
400 Pcs on Pallet | A- 100 B- 100 C- 160 D-40
Pallet Weight: 3,454 lbs
Sizes B & C can be purchased separately

A 3 3/8" x 6 1/8" x 2 3/8"

B 6 1/8" x 6 1/8" x 2 3/8"

C 6 1/8" x 9 1/8" x 2 3/8"

D 9 1/8" x 9 1/8" x 2 3/8"



Westchester Blend

Roma I & Roma II



SPECIAL ORDER PRODUCT



131 Sq Ft on Pallet
560 Pcs on Pallet
Pallet Weight: 3,519 lbs

4.6" x 7" x 2 3/8"



126 Sq Ft on Pallet
860 Pcs on Pallet
Pallet Weight: 3,278 lbs

4.6" x 4.6" x 2 3/8"

2.33" x 4.6" x 2 3/8"



Travertina

Fiuggi Travertine



SPECIAL ORDER PRODUCT

3-Piece



127 Sq Ft on Pallet
80 Pcs on Pallet | A- 30 B- 30 C- 20
Pallet Weight: 3,500 lbs

A 7 3/4" x 15 1/8" x 2 3/8"

B 15" x 15" x 2 3/8"

C 15" x 23 1/2" x 2 3/8"



Granite City Blend

Cobblestone



SPECIAL ORDER PRODUCT




111 Sq Ft on Pallet
400 Pcs on Pallet
Pallet Weight: 2,823 lbs

6¼" x 8⅞" x 2⅜"



111 Sq Ft on Pallet
500 Pcs on Pallet
Pallet Weight: 2,877 lbs

4⅜" x 8⅞" x 2⅜"
Cobblestone Edger



Diamond Paver in Marble Blend & 8x8 in Charcoal

Diamond Paver




SPECIAL ORDER PRODUCT



96 Sq Ft on Pallet
192 Full Pcs on Pallet
32 Half Pcs on Pallet
Pallet Weight: 2,750 lbs

5⅞" x 13⅞" x 2⅜"



8x8



SPECIAL ORDER PRODUCT



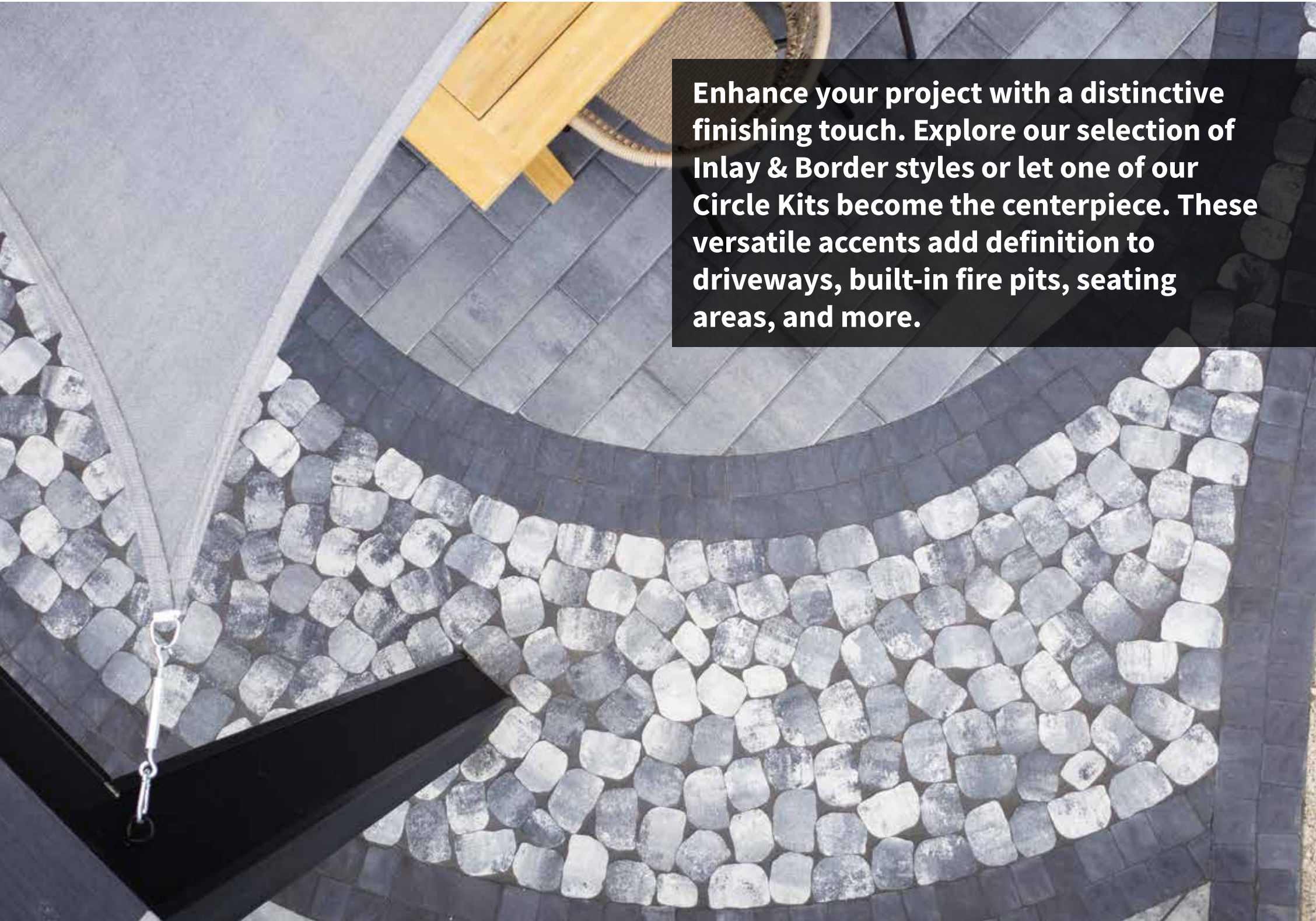
106 Sq Ft on Pallet
240 Pcs on Pallet
Pallet Weight: 3,724 lbs

8" x 8" x 2⅜"



Make a statement with an **ACCENT**

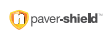
Enhance your project with a distinctive finishing touch. Explore our selection of Inlay & Border styles or let one of our Circle Kits become the centerpiece. These versatile accents add definition to driveways, built-in fire pits, seating areas, and more.






Graphite Pearl Blend

The Mosaic



Like the art form it's named after, these multi-sized, irregular shapes of textured stone create a whimsical, striking border, path, or accent.


4-Piece



A 4 1/4" x 5 3/4" x 2 3/8"
B 4 1/4" x 3 1/8" x 2 3/8"
C 4 1/4" x 4 3/4" x 2 3/8"
D 4 1/4" x 2 7/8" x 2 3/8"

101 Sq Ft on Pallet
 576 Pcs on Pallet
 Pallet Weight: 2,126 lbs

**Also available in 3 1/8" thickness (80mm)
 Can be used for permeable applications (shown here)*






Raven

Old Vienna with paver-shield™



Rustic, antique clay brick surface enhanced with paver-shield™ technology for lasting color. This distinctive aesthetic brings borders and inlays to life with classic character and visual contrast.



55 Sq Ft on Pallet
450 Pcs on Pallet
Pallet Weight: 1,554 lbs

2 3/8" x 7 1/2" x 2 3/8"



Granite City Blend

The Montauk



Multi-sized, irregular shapes with textured surfaces and edges create a natural, hand-set look. Striking as an accent or used throughout a space. Designed without spacer lugs for flexible, custom layouts.

5-Piece



65 Sq Ft on Pallet
630 Pcs on Pallet
Pallet Weight: 1,663 lbs

A 2 3/4" x 3 1/4" x 2 3/8" **B** 2 3/4" x 4" x 2 3/8" **C** 3 1/4" x 4" x 2 3/8" **D** 3 3/8" x 4" x 2 3/8" **E** 4" x 4" x 2 3/8"






Raven

Euro Cobble



Cobble-style pavers that add an artistic touch to hardscape designs, featuring a classic, old-European appearance. Ideal for adding character and visual interest to patios, walkways, and accent areas.



113 Sq Ft on Pallet
300 Pcs on Pallet
Pallet Weight: 2,982 lbs

6" x 9" x 2 3/8"



Granite City Blend

Edgestone

Decorative edging solution designed to define walkways, patios, and garden areas while providing a clean, finished transition between surfaces.



100 Linear Ft on Pallet
120 Pcs on Pallet
Pallet Weight: 2,695 lbs

4" x 10" x 7 1/2"






Granite City Blend

Rustico Circle




You can mix in a Rustico Circle with other paver styles or use it with Rustico pavers to create incredible designs. This 10-ring with center circle kit makes a beautiful 10'4" circle with a dimpled surface texture.

6-Piece



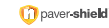
Creates 10'4" Circle
86.5 Sq Ft on Pallet
600 Pcs on Pallet
Pallet Weight: 2,842 lbs

INSTALLATION GUIDE






Ridge Circle




Graceful curves and a stone texture make this circle kit a favorite for patios and driveways. Large oversized pieces, with 6 rings plus a center stone, all with a ridge, will complement any of our Ridge products.

5-Piece



Creates 11' Circle
95 Sq Ft on Pallet
243 Pcs on Pallet
Pallet Weight: 3,143 lbs



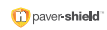
INSTALLATION GUIDE






Charcoal

Sante-Euro® Circle



Circular layouts with flowing curves come together through the Sante-Euro® Circle Kit. A distinctive option for enhancing walkways, patios, and driveways with visual movement and classic appeal.

4-Piece



Creates 10' Circle
76 Sq Ft on Pallet
684 Pcs on Pallet
Pallet Weight: 2,126 lbs


INSTALLATION GUIDE



Charcoal



Granite City Blend



Raven*



Westchester Blend

ENVIRONMENTAL *pavers*

Going green has never looked this good! Nicolock's eco-friendly pavers deliver eye-catching designs with the added benefit of integrated stormwater management.

Add style and sustainability with our environmental pavers! Available in a variety of colors, textures, and styles, they include ADA-compliant joint openings to naturally filter rainwater back into the earth.

THE MOSAIC IS AVAILABLE IN 3 1/8" THICKNESS (80MM) PERMEABLE
 SHOWN HERE WITH ECO-TRE IN CUSTOM OCEANIC BLUE



Granite City Blend



Oyster Blend

Eco-Tre



Textured, chamfered edges give these pavers an authentic, stone feel yet provide a 10% open surface area and joint opening that is compliant with the Americans with Disabilities Act (ADA).

3-Piece



96 Sq Ft on Pallet
 160 Pcs on Pallet
 Pallet Weight: 3,284 lbs



Adobe Blend



Granite City Blend



Oyster Blend*



Westchester Blend



Granite City Blend

Eco-Ridge



An oversized brick shape with a slightly textured riven surface. Slightly chamfered edges with a 13% open surface area. Joint opening is compliant with the Americans with Disabilities Act (ADA).



100 Sq Ft on Pallet
320 Pcs on Pallet
Pallet Weight: 3,389 lbs

4 3/4" x 9 1/2" x 3 1/8"



Granite City Blend



Oyster Blend*




Golden Brown Blend

SF-Rima®



A square shape and flat surface give these pavers a contemporary look. Chamfered edges give them a real stone feel. 10% open surface area and joint opening make these stones compliant with the Americans with Disabilities Act (ADA).



91 Sq Ft on Pallet
192 Pcs on Pallet
Pallet Weight: 3,218 lbs

8" x 8" x 3 1/8"



Golden Brown Blend




Granite City Blend



Checker Block®



Gives you the strength of concrete with steel reinforcement in areas where you wish to maintain a grassy look including overflow parking, service roads, tree pits and fire lanes. It is also ideal for stabilizing embankments along streams, rivers and lakes. 75% surface open area for excellent drainage.



80 Sq Ft on Pallet
20 Pcs on Pallet
Pallet Weight: 2,000 lbs

24" x 24" x 4"



Natural


Natural



Turfstone



Rectangular lattice concrete grid designed to allow rainwater to filter back into the soil. Features 40% open surface area to support drainage while maintaining structural stability.



93 Sq Ft on Pallet
35 Pcs on Pallet
Pallet Weight: 2,100 lbs

16" x 24" x 3 1/8"



Pewter

Pewter

NICOSTONE *pavers*

Transform your space with the timeless appeal of Nicostone. From the organic character of Grand Flagstone to the flexibility of rectangular and square designs, Nicostone combines durability with rich color blends to support outdoor spaces that feel both distinctive and enduring.

Cooler pavers, happier feet! With Cool Touch™ technology, Nicostone pavers reflect solar heat, helping outdoor surfaces stay more comfortable underfoot.












York Brown

Natural Cleft Flagstone

cool touch
 Distinctive natural cleft texture with classic Old World character. Available as a patio pack or in individual sizes to support a variety of layout options.



6-Piece Patio Pack or Individual Sizes

- A**

 12" x 12" x 1 1/2"
 40 Sq Ft on Pallet
 40 Pcs on Pallet
 Pallet Weight: 700 lbs
- B**

 12" x 18" x 1 1/2"
 60 Sq Ft on Pallet
 40 Pcs on Pallet
 Pallet Weight: 1,100 lbs
- C**

 12" x 24" x 1 1/2"
 80 Sq Ft on Pallet
 40 Pcs on Pallet
 Pallet Weight: 1,400 lbs
- D**

 18" x 18" x 1 1/2"
 45 Sq Ft on Pallet
 20 Pcs on Pallet
 Pallet Weight: 800 lbs
- E**

 18" x 24" x 1 1/2"
 60 Sq Ft on Pallet
 20 Pcs on Pallet
 Pallet Weight: 1,000 lbs
- F**

 24" x 24" x 1 1/2"
 80 Sq Ft on Pallet
 20 Pcs on Pallet
 Pallet Weight: 1,400 lbs

Patio Pack
 68 Sq Ft on Pallet
 35 Pcs on Pallet
 Pallet Weight: 1,175 lbs



Bluestone

Thermal Finish Flagstone



Natural stone appearance with a thermal, smooth finish and consistent texture. Sold as a patio pack or purchase sizes individually.

6-Piece Patio Pack or Individual Sizes



A	B	C	D	E	F
12" x 12" x 1 1/2"	12" x 18" x 1 1/2"	12" x 24" x 1 1/2"	18" x 18" x 1 1/2"	18" x 24" x 1 1/2"	24" x 24" x 1 1/2"
40 Sq Ft on Pallet 40 Pcs on Pallet Pallet Weight: 700 lbs	60 Sq Ft on Pallet 40 Pcs on Pallet Pallet Weight: 1,100 lbs	80 Sq Ft on Pallet 40 Pcs on Pallet Pallet Weight: 1,400 lbs	45 Sq Ft on Pallet 20 Pcs on Pallet Pallet Weight: 800 lbs	60 Sq Ft on Pallet 20 Pcs on Pallet Pallet Weight: 1,000 lbs	80 Sq Ft on Pallet 20 Pcs on Pallet Pallet Weight: 1,400 lbs

Patio Pack
68 Sq Ft on Pallet
35 Pcs on Pallet
Pallet Weight: 1,175 lbs



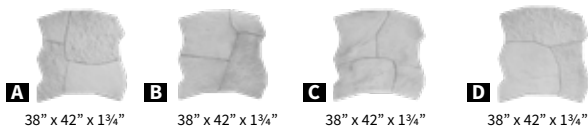
York Brown

Grand Flagstone



Natural stone texture paired with 15 unique shapes creates the look of large, irregular flagstone. An easy-to-follow pattern supports faster installation while maintaining an organic, authentic appearance.

4-Piece



90 Sq Ft on Pallet
32 Pcs on Pallet
Pallet Weight: 2,000 lbs



Bluestone

Mocha

York Brown




Marble Blend

Versailles Travertine



Multi-sized rectangular shapes with a smooth, flat surface accented by natural travertine markings. Designed to bring a refined, timeless look to patios, walkways, and outdoor living spaces.

4-Piece



A

8" x 8" x 1½"

B

8" x 16" x 1½"

C

16" x 16" x 1½"

D

16" x 24" x 1½"

64 Sq Ft on Pallet
50 Pcs on Pallet
Pallet Weight: 1,051 lbs



Gironde*



Marble Blend*

OLD TOWN FLAGSTONE CIRCLE & QUARTERED SQUARE KITS AVAILABLE



York Brown

Old Town Flagstone



Complete patio system delivered on a pallet. Features a naturally aged, textured surface with stone-cut edges for an authentic, timeworn appearance.



Bluestone



Gironde*




Mocha



York Brown

6-Piece



A 12" x 12" x 1½"

B 12" x 18" x 1½"

C 12" x 24" x 1½"

D 18" x 18" x 1½"

E 18" x 24" x 1½"

F 24" x 24" x 1½"

Patio Pack
68 Sq Ft on Pallet
35 Pcs on Pallet
Pallet Weight: 1,200 lbs

Versatile WALLS

Nicolock wall systems serve both purpose and style. Explore our Wall Collection for solutions that provide structure, aesthetic impact, and flexibility across residential and commercial projects.

A broad range of colors and styles offers versatility in every build. Create wall systems that define spaces, add visual interest, and deliver lasting strength where it matters most.



6" Colonial Wall in Graphite Pearl Blend

Landscape Walls

Ideal for retaining, freestanding seat walls, and many other outdoor living features



Keystone Compac® Contemporary Wall in Granite City Blend

Retaining Walls

Walls built for earth retention, suitable for residential or commercial installations



Serafina Wall in South Bay Blend

Garden Walls

Perfect for tree rings, edgings, garden borders and low retaining wall installations

Nicolock Walls are available in a variety of styles and include features designed for multiple applications. To help you select the best wall for your installation, please review the chart below. Additional information is included on each product page.

WALL STYLE	SYSTEM		CORNERS	WALL HEIGHTS*		ALIGNMENT	SETBACK	CORE	FEATURES	OUTDOOR LIVING KITS
				GRAVITY [+/-]	REINFORCED [+/-]					

LANDSCAPE WALLS

Mini Colonial	4-Piece	N/A	Yes/Split	1.5'	N/A	Concrete Adhesive	Vertical	Solid	Double Sided	N/A
5" Colonial	4-Piece	Yes	Yes/Split	2.5'	6'	Tongue & Groove	Vertical or 1.5"	Solid	Double Sided	N/A
6" Colonial	4-Piece	N/A	Yes/Split	1.5'	N/A	Concrete Adhesive	Vertical	Hollow	Double Sided	N/A
Verona	1-Piece	N/A	Yes	1.5'	N/A	Concrete Adhesive	Vertical	Solid	Double Sided	Yes
Verona XL	1-Piece	N/A	Yes	1.5'	N/A	Concrete Adhesive	Vertical	Solid	Double Sided	Yes
Stonegate® Contemporary	3-Piece	Yes	Yes	2.5'	6'	Pin	Vertical or 1"	Solid	Double Sided	Yes
Belvedere	6-Piece	Yes	Yes	2.0'	6'	Concrete Adhesive	1/2"	Solid	Double Sided	Yes
Sedona Wall	1-Piece	No	Yes	1.5	N/A	Concrete Adhesive	Vertical	Solid	Double Sided	Yes
Kodah	4-Piece	Yes	Yes	2.5'	6'	Concrete Adhesive	3/4"	Solid	Double Sided	N/A

RETAINING WALLS

Firma®	1-Piece	Yes	Yes	3.0'	12'	Tongue & Groove	3/4"	Solid	Single Sided	N/A
Alta	1-Piece	Yes	Yes	3.0'	12'	Rear Lip	1"	Hollow	Single Sided	N/A
Alta Pro	1-Piece	Yes	Yes	3.0'	40'	Rear Lip	1"	Hollow	Single Sided	N/A
Compac® III	1-Piece	Yes	Yes	3.0'	40'	Pin	Near Vertical or 1"	Hollow	Single Sided	N/A
Compac® Contemporary	1-Piece	Yes	Yes	3.0'	40'	Pin	Near Vertical or 1"	Hollow	Single Sided	N/A
Outcropping	12-Piece	Yes	Yes	6.0'	15'	Shear Heel Lugs	14 Degrees	Solid	Single Sided	N/A
Grand Ledge	4-Piece	Yes	Yes	6.0'	15'	Shear Heel Lugs	10.6 Degrees	Solid	Single Sided	N/A
Redi-Rock®	Multi-Piece	Yes	Yes	25.0'	60'	Knob & Groove	0, 1, 5, 27½ & 43 Degree options	Solid & Hollow	Single, Double or Triple Sided	N/A

GARDEN WALLS

Serafina	1-Piece	N/A	N/A	1.5'	N/A	Concrete Adhesive	Vertical	Solid	Double Sided	Yes
Mountain Block	2-Piece	N/A	N/A	1.5'	N/A	Concrete Adhesive	Vertical or 1"	Solid	Single Sided	N/A
Garden Wall	1-Piece	N/A	N/A	1.5'	N/A	Rear Lip	1"	Solid	Single Sided	N/A

*Wall heights shown are intended as a guide and not for construction purposes. **Note:** Gravity walls rely on unit weight and unit setback to retain soils. Reinforced walls rely on unit weight, unit setback and geogrid to retain and stabilize soils.



The symbol signifies that this product is suitable for building elevated wall heights using geogrid reinforcement or other design methods. Consult a licensed engineer for design assistance.

Landscape WALLS



York Brown

Belvedere Wall




A Belvedere Wall provides the rich texture of quarried stone for an organic finish without the expense. Create warm, rustic silhouettes with our Belvedere Wall.

6-Piece




27 Sq Ft on Pallet
 72 Pcs on Pallet | 12 Pcs Each
 Pallet Weight: 2,475 lbs





Chesapeake Blend




Fire Island Blend

6" Colonial Wall

The Colonial Wall System features a distinctive double-sided face, hard-split finish. You can build the 3" or 6" wall individually or combine them for added dimension. There is also a prepackaged Colonial Pier to add the finishing touch to your wall.

4-Piece



35 Sq Ft on Pallet
 75 Pcs on Pallet | A-15 B-25 C-25 D-10
 Pallet Weight: 3,200 lbs (Hollow Core)
 Pallet Weight: 4,075 lbs (Solid Core)



Chesapeake Blend*



Granite City Blend



Graphite Pearl Blend*



Oceanic Blue*



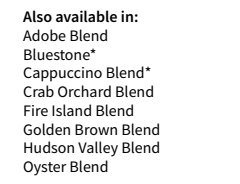
South Bay Blend



Travertine*



Westchester Blend



Also available in:
 Adobe Blend
 Bluestone*
 Cappuccino Blend*
 Crab Orchard Blend
 Fire Island Blend
 Golden Brown Blend
 Hudson Valley Blend
 Oyster Blend



Adobe Blend




Golden Brown Blend

5" Colonial Wall



The Colonial Wall System features a distinctive double-sided face, hard-split finish. The tongue and groove locking mechanism will ensure a solid connection and helps facilitate rapid installation. There is also a prepackaged Colonial Pier to add the finishing touch to your wall.

4-Piece



35 Sq Ft on Pallet
90 Pcs on Pallet | A-18 B-30 C-30 D-12
Pallet Weight: 3,650 lbs



Chesapeake Blend*



Granite City Blend



Travertina*



Westchester Blend

Also available in:
Adobe Blend
Bluestone*




Chesapeake Blend

Mini Colonial Wall

The Colonial Wall System features a distinctive double-sided face, hard-split finish. You can build the 3" or 6" wall individually or combine them for added dimension. There is also a prepackaged Colonial Pier to add the finishing touch to your wall.

4-Piece



35 Sq Ft on Pallet
150 Pcs on Pallet | A-30 B-50 C-50 D-20
Pallet Weight: 3,930 lbs



Chesapeake Blend*



Granite City Blend



Graphite Pearl Blend*



South Bay Blend



Travertina*



Westchester Blend

Also available in:
Bluestone*
Cappuccino Blend*




Graphite Pearl Blend



Chesapeake Blend


Verona Wall & Verona Wall XL

Looking for a smooth, sleek, modern wall? Look no further than the Verona Wall. With more than a dozen beautiful colors to choose from, the Verona is a versatile wall that can be used to construct almost any outdoor feature including freestanding walls, steps, outdoor kitchens, and fireplaces. You can also build Verona piers to complement your wall. Now available in your choice of our original 12" width or our XL 16" width.




4" x 12" x 8"

32 Sq Ft on Pallet
96 Pcs on Pallet
Pallet Weight: 2,739 lbs



4" x 16" x 8"

42 Sq Ft on Pallet
96 Pcs on Pallet
Pallet Weight: 3,398 lbs



Also available in:
Adobe Blend
Bluestone*
Charcoal
Crab Orchard Blend
Golden Brown Blend
Oyster Blend



Granite City Blend

Extraordinary Options



Granite City Blend


Sedona Wall

Compact wall solution with a refined face and versatile proportions. Designed for seat walls, garden borders, and low retaining applications that require clean lines and consistent installation.



40 Sq Ft on Pallet
120 Pcs on Pallet
Pallet Weight: 3,297

4" x 8" x 12"





York Brown


York Brown

Kodah Wall



Kodah Wall is a one-of-a-kind large-scale retaining wall system. Its modern, linear proportions combined with its rough, quarried stone texture make it perfect for a variety of applications. The Kodah Wall also makes it easier than ever to provide you with the big block look without the over-the-top installation costs.

4-Piece



A 6" x 42" x 10½"
B 6" x 30" x 10½"
C 6" x 21" x 10½"
D 6" x 12" x 10½"

21 Sq Ft on Pallet
 18 Pcs on Pallet | A-6 B-3 C-6 D-3
 Pallet Weight: 2,400 lbs



6" x 21" x 10½"
 Corner Piece Sold Separately
 31.5 Sq Ft on Pallet
 24 Pcs on Pallet
 Pallet Weight: 2,500





Bluestone

Mocha

York Brown

6" Wall





Grand Ledge

ROSETTA

Engineered to capture the look of natural snapped limestone with clean, consistent dimensions. Larger-format units create bold courses and a substantial presence while supporting efficient installation and dependable performance.

Mocha

Bluestone

12" Wall



Bluestone



Mocha



York Brown

4-Piece Pallet A- Retaining Wall



72" x 12" x 20"

60" x 12" x 20"

48" x 12" x 20"

36" x 12" x 20"

18 Sq Ft on Pallet
4 Pcs on Pallet
Pallet Weight: 4,000 lbs

4-Piece Pallet B- Freestanding Wall



51" x 12" x 26"

46" x 12" x 21"

43" x 12" x 20"

35" x 12" x 24"

14.5 Sq Ft on Pallet
4 Pcs on Pallet
Pallet Weight: 3,950 lbs




1/2" x 4 3/4" Shouldered Pins
SOLD SEPARATELY

Made in New York,
additional freight
rates may apply.



Graphite Pearl Blend




Oceanic Blue

Stonegate® Contemporary Wall



The 3-piece Stonegate® Contemporary Wall System features a unique, modern contemporary finish on three sides. It's offered in three face lengths and has a matching cap. Specialized pin system allows vertical to 1" setback.

3-Piece




A 6" x 16"/14" x 10" Front/Back
B 6" x 12"/10" x 10" Front/Back
C 6" x 6"/4" x 10" Front/Back

30 Sq Ft on Pallet
60 Pcs on Pallet
Pallet Weight: 2,623 lbs



3" x 12"/10" x 11" Front/Back

Cap Sold Separately
66 Linear Ft on Pallet
72 Pcs on Pallet
Pallet Weight: 2,033



Also available in:
Adobe Blend
Bluestone*
Charcoal
Crab Orchard Blend
Golden Brown Blend
Oyster Blend

Retaining WALLS



Adobe Blend

Firma® Wall



The Firma® Wall is a segmental retaining wall with a natural split-face texture. Its classic line complements any natural or architectural landscape. A solid block with tapered sides, this wall system combines rich color, form and function into your project.



6" x 16" x 12"

26.6 Sq Ft on Pallet
40 Pcs on Pallet
Pallet Weight: 3,187 lbs



Adobe Blend



Crab Orchard Blend



Golden Brown Blend



Granite City Blend



Oyster Blend



Granite City Blend

Adobe Blend

Alta Wall



Alta Wall is a versatile wall for everyday landscape applications. Its tapered design simplifies installation of inside and outside curves so you can design with freedom. The hollow core design and rear lip connection make this wall system a go-to system for professionals.



6" x 16" x 12"

26.6 Sq Ft on Pallet
40 Pcs on Pallet
Pallet Weight: 1,962 lbs



6" x 8" x 12"
Corner Piece Sold Separately

24 Sq Ft on Pallet
48 Pcs on Pallet
Pallet Weight: 2,164 lbs



Adobe Blend



Fire Island Blend



Golden Brown Blend



Granite City Blend



Travertina*



Westchester Blend



Granite City Blend



Granite City Blend

Alta Pro Wall



A taller version of our beautiful Alta Wall, this system helps landscape and hardscape professionals create stunning outdoor living spaces with structural integrity.




8" x 18" x 12"

40 Sq Ft on Pallet
40 Pcs on Pallet
Pallet Weight: 3,100 lbs




8" x 18" x 9"
Corner Piece Sold Separately

32 Sq Ft on Pallet
32 Pcs on Pallet
Pallet Weight: 2,509 lbs






 1/2" x 5/4" Fiberglass Pins
SOLD SEPARATELY
 Made in New York,
 additional freight
 rates may apply.

Granite City Blend

Keystone Compac® III Straight Split



The Compac® III Straight Split's shape allows for tight radius curves and vertical core alignments. This wall can do it all with vertical or battered setback construction options. With triangular-shaped receiving holes, construction adjustments are simplified. Natural stone appearance and rich colors complement any setting.



8" x 18" x 12"


40 Sq Ft on Pallet
 40 Pcs on Pallet
 Pallet Weight: 3,100 lbs



Adobe Blend

Golden Brown Blend


Granite City Blend



Keystone Compac® Contemporary Wall




The Compac® Contemporary's design and features make it a wall option that's hard to beat. Large sizes that are perfect for tight radius curves and vertical core alignments make installation fast and easy. With a smooth stone appearance and ten color options, the Contemporary offers modern appeal to complement any landscape.




8" x 18" x 12"

40 Sq Ft on Pallet
40 Pcs on Pallet
Pallet Weight: 3,100 lbs



8" x 18" x 9"
Corner Piece Sold Separately

32 Sq Ft on Pallet
32 Pcs on Pallet
Pallet Weight: 3,100 lbs





York Brown


Mocha

Outcropping



Large rock-inspired units create a bold, natural look for retaining walls, stairs, and poolscapes. Designed to stand out visually while delivering the structural strength needed for long-lasting performance.


4-Piece Pallet A



18 Sq Ft on Pallet
4 Pcs on Pallet | 1 Pc of Each
Pallet Weight: 4,000 lbs

A 12" x 42" x 24"/20" **B** 12" x 48" x 24"/20" **C** 12" x 60" x 24"/20" **D** 12" x 66" x 24"/20"

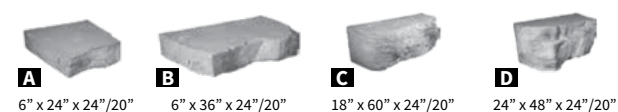
6-Piece Pallet B



18 Sq Ft on Pallet
6 Pcs on Pallet | 1 Pc of Each
Pallet Weight: 4,000 lbs

A 6" x 24" x 24"/20" **B** 6" x 36" x 24"/20" **C** 6" x 48" x 24"/20" **D** 12" x 36" x 24"/20" **C** 12" x 54" x 24"/20" **D** 12" x 72" x 24"/20"

4-Piece Pallet C



18 Sq Ft on Pallet
4 Pcs on Pallet | 1 Pc of Each
Pallet Weight: 4,000 lbs

A 6" x 24" x 24"/20" **B** 6" x 36" x 24"/20" **C** 18" x 60" x 24"/20" **D** 24" x 48" x 24"/20"

Corners (Sold Individually & Separately)



6" x 39" x 47"
1-6 Pcs on Pallet
Weight Per Piece: 489

12" x 48" x 30"
1-4 Pcs on Pallet
Weight Per Piece: 1,222



Bluestone

Mocha

York Brown



Bluestone



Mocha

Redi-Rock®



Versatile systems support gravity, reinforced, hybrid, and freestanding wall applications for optimized performance. Redi-Rock® Ledgestone blocks deliver a random, stacked-stone appearance in four natural color options. Manufactured from architectural-grade precast concrete, each unit features exceptional depth and texture detail for a highly realistic finish.



Ledgestone Block Specifications

- Trapezoidal shape allows convex and concave radii
- 5.5 inch deep texture
- Rich formulated colors to mimic the look of natural stone
- Ten individual face molds offer up to 115 square feet of non-repeating patterns



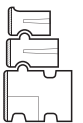
Limestone Block Specifications

- Quarried stone texture
- 5.75 square feet of face
- Four unique faces to give walls a random aesthetic
- Approximately 23 square feet of non-repeating texture available

Bluestone

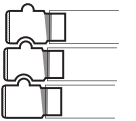
GRAVITY RETAINING WALLS

- Build walls over 20 feet tall
- Reduce excavation and use a smaller footprint without geogrid
- Install quickly with a machine and small crew



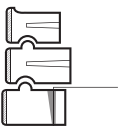
REINFORCED RETAINING WALLS

- Build walls over 50 feet tall
- Eliminate geogrid connection failures with positive connection blocks
- Support heavy live loads



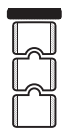
HYBRID WALLS

- Blend gravity and reinforced sections
- Combine precast modular blocks with cast-in-place
- Maintain seamless appearance



FREESTANDING WALLS

- Integrate parapets with other walls seamlessly
- Build stand-alone structures
- Create great looking results with texture on multiple sides



SCAN FOR MORE INFORMATION AND SPECIFICATIONS ON THE REDI-ROCK® WALL SOLUTIONS



Bluestone



Mocha



Pewter



York Brown

Garden WALLS



Granite City Blend

Serafina Wall

The Serafina Wall's trapezoid shape and split face on two sides makes it a multifaceted solution for many hardscape applications. From straight and curved walls, single or two-sided borders for your garden, Serafina is a great option where walls less than three feet high are required. Available in colors for every home.



17 Sq Ft on Pallet
60 Pcs on Pallet
Pallet Weight: 1,519 lbs

4" x 10"/6" x 9"



Also available in:
Adobe Blend
Bluestone*
Crab Orchard Blend
Fire Island Blend
Golden Brown Blend
Oyster Blend



York Brown

Mountain Block

Mountain Block's single-sided face provides a unique stone texture with its 4" x 12" wall face. Solid block makes this system structurally sound for walls with a maximum height of 36". Its organic design stylishly connects your home to its natural surroundings. Nicolock's Rockface Multi cap can be used to add the finishing touch to a great outdoor setting.



16 Sq Ft on Pallet
48 Pcs on Pallet
Pallet Weight: 1,360 lbs

4" x 12" x 8"




16 Sq Ft on Pallet
24 Pcs on Pallet
Pallet Weight: 775 lbs

4" x 12" x 8"

Corner Piece Sold Separately



Bluestone



Mocha




York Brown



Granite City Blend

Garden Wall

Compact 4" x 12" garden wall units with clean, straight lines and a rear lip connection for easy installation. The single-sided design features subtle tapers, making it ideal for small-scale applications in both straight and gently curved layouts.



36 Sq Ft on Pallet
108 Pcs on Pallet
Pallet Weight: 1,800 lbs

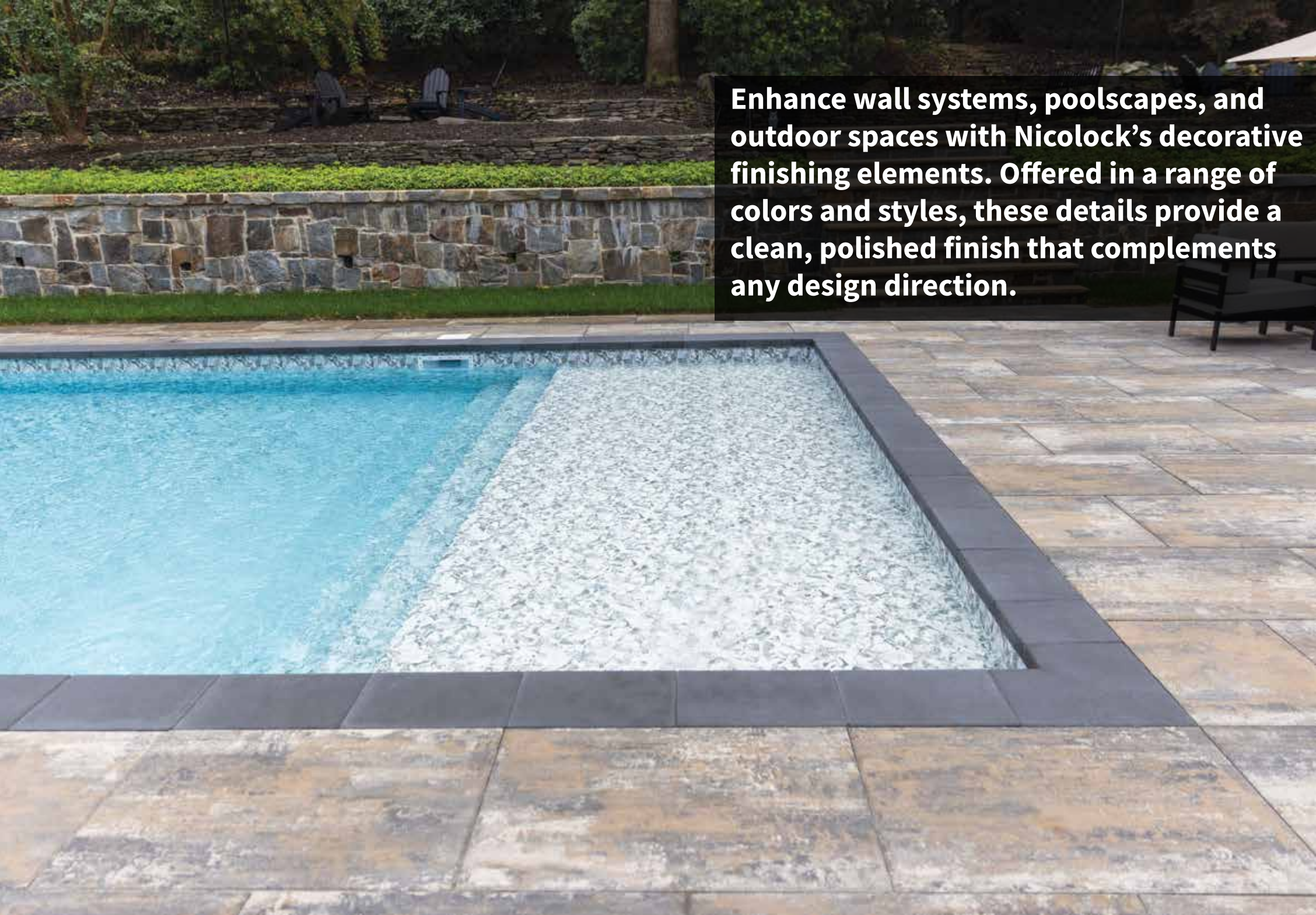
4" x 12" x 8"



Also available in:
Adobe Blend
Charcoal
Fire Island Blend
Golden Brown Blend

PIERS, COPING, CAPS & STEPS

Enhance wall systems, poolscapes, and outdoor spaces with Nicolock's decorative finishing elements. Offered in a range of colors and styles, these details provide a clean, polished finish that complements any design direction.





South Bay Blend




Travertina

Verona Pier

Builds Per Pallet:


Two: 20" x 20" x 48" high piers

Two: 24" x 24" x 48" high piers (Verona Wall XL)



4" x 12" x 8"

32 Sq Ft on Pallet
96 Pcs on Pallet
Pallet Weight: 2,739 lbs



4" x 16" x 8"

42 Sq Ft on Pallet
96 Pcs on Pallet
Pallet Weight: 3,398 lbs

Also available in:
Adobe Blend
Bluestone
Charcoal
Crab Orchard Blend
Golden Brown Blend
Oyster Blend



Chesapeake Blend*



Granite City Blend



Graphite Pearl Blend*



Oceanic Blue*

Stonegate® Contemporary Pier



Builds Per Pallet:

One: 20" x 20" x 60" high pier

One: 30" x 30" x 30" high pier

Two: 20" x 20" x 30" high piers

3-Piece



A 6" x 16"/14" x 10"
Front/Back



B 6" x 12"/10" x 10"
Front/Back



C 6" x 6"/4" x 10"
Front/Back

30 Sq Ft on Pallet
60 Pcs on Pallet
Pallet Weight: 2,623 lbs



Silver Mist*



South Bay Blend



Travertina*



Westchester Blend



Granite City Blend



Golden Brown Blend



Graphite Pearl Blend

Mini Colonial Pier

Builds Per Pallet:

One: 24" x 24" x 60" high pier
Two: 24" x 24" x 30" high piers



40 Sq Ft on Pallet
80 Pcs on Pallet
Pallet Weight: 2,620 lbs

3" x 14 3/4" x 9"

5" Colonial Pier

Builds Per Pallet:

One: 24" x 24" x 60" high pier
Two: 24" x 24" x 30" high piers



46.6 Sq Ft on Pallet
56 Pcs on Pallet
Pallet Weight: 2,849 lbs

5" x 14 3/4" x 9"

6" & 8" Piers

6" Corner

Builds Per Pallet:

One: 20" x 20" x 72" high pier
Two: 20" x 20" x 36" high piers



24 Sq Ft on Pallet
48 Pcs on Pallet
Pallet Weight: 2,164 lbs

6" x 8" x 12"

8" Corner

Builds Per Pallet:

One: 27" x 27" x 64" high pier
Two: 27" x 27" x 32" high piers



32 Sq Ft on Pallet
32 Pcs on Pallet
Pallet Weight: 2,509 lbs

8" x 18" x 9"



Chesapeake Blend*



Granite City Blend



Graphite Pearl Blend*
Mini & 6" Only



Oceanic Blue*
6" Only



South Bay Blend
Mini & 6" Only



Travertina*



Westchester Blend

Also available in:
Adobe Blend
Bluestone*
Cappuccino Blend* Mini & 6" Only
Crab Orchard Blend Mini, 5" & 6" Only
Fire Island Blend
Golden Brown Blend
Hudson Valley Blend 6" & 8" Only
Oyster Blend Mini, 5" & 6"



Mocha



Bluestone

Belvedere Pier



Builds Per Pallet:
One: 24" x 24" x 36" high pier

2-Piece



A
3" x 15" x 9"



B
6" x 15" x 9"

24 Sq Ft on Pallet
32 Pcs on Pallet
Pallet Weight: 1,520 lbs



Cap: 2½" x 27" x 27"



Bluestone



Mocha



York Brown

Kodah Pier



Builds Per Pallet:
One: 32" x 32" x 36" high pier



31.5 Sq Ft on Pallet
24 Pcs on Pallet
Pallet Weight: 2,500 lbs

6" x 21" x 10½"



Cap: 3" x 34" x 34"



Bluestone



Mocha



York Brown



Bluestone

Pier Caps

Clean, chiseled stone edges create a refined finish while providing a stable surface for landscape lighting and decorative accents.

Available Sizes:

- 2½" x 18" x 18"
- 2½" x 20" x 20"
- 3" x 24" x 24"
- 3" x 26" x 26"
- 3" x 27" x 27"
- 3" x 28" x 28"
- 3" x 30" x 30"



Bluestone



Brown



Gironde*



York Brown



Mountain Slate

Nantucket Pre-Built Pier

Pre-built pier designed for quick, straightforward installation. Forms a complete pier structure, with Pier Cap sold separately for a finished look.

Builds Per Pallet:

- One: 24" x 24" x 35" high pier • Pallet Weight: 250 lbs
- One: 30" x 30" x 35" high pier • Pallet Weight: 350 lbs

Texture:



Ledge Stone

Colors:



Biscotti Tan



Mountain Slate



NY Bluestone




Chesapeake Blend

Linear Cap

paver-shield™

Contemporary double-sided wall cap with crisp lines and a subtle chamfer. Well suited for finishing pools, steps, and wall systems with a sleek, refined look.



63 Linear Ft on Pallet
42 Pcs on Pallet
Pallet Weight: 1,800 lbs

2 3/8" x 18" x 12"



Charcoal

Stone Face Cap


paver-shield™

Double-sided rustic wall cap featuring a natural stone texture and subtle chamfer. Ideal for finishing pools, steps, and wall systems with added character and visual depth.



63 Linear Ft on Pallet
42 Pcs on Pallet
Pallet Weight: 1,800 lbs

2 3/8" x 18" x 12"





Travertina


Multi Cap

Wall cap featuring a hard-split face along one edge for added texture and definition. Suitable for single-sided wall applications and compatible with all Nicolock wall systems.



85 Linear Ft on Pallet
64 Pcs on Pallet
Pallet Weight: 2,744 lbs

3" x 16" x 12"



Also available in:
Adobe Blend
Crab Orchard Blend
Fire Island Blend
Golden Brown Blend
Hudson Valley Blend
Oyster Blend



Raven


Multi Cap XL

Larger-format wall cap with a hard-split face edge for added presence and definition. Sized larger than the standard Multi Cap, it's designed for single-sided wall applications while integrating seamlessly with all Nicolock wall systems.



48 Linear Ft on Pallet
32 Pcs on Pallet
Pallet Weight: 1,808 lbs

14" x 18" x 3"



Also available in Pennsylvania Blue**




Granite City Blend


Colonial Cap

Double-sided cap featuring a hard-split rock face finish on two edges. Corner units can be split into trapezoid shapes for use with Colonial Wall Systems, while remaining compatible with all Nicolock wall systems.

4-Piece



108 Linear Ft on Pallet
120 Pcs on Pallet | A-40 B-40 C-20 D-20
Pallet Weight: 3,766 lbs




Also available in:
Adobe Blend
Cappuccino Blend*
Crab Orchard Blend
Fire Island Blend
Golden Brown Blend
Hudson Valley Blend
Oyster Blend
Raven*



Travertina



South Bay Blend





Travertina

Raven

Coastal Cap & Coastal Cap Plus



Smooth-textured cap with a rounded front edge and clean rectangular profile. Offered in two depths to suit different wall scales, with the ability to be cut for corners. Well-suited for finishing walls, steps, and pool coping with a soft, coastal-inspired look.



60 Linear Ft on Pallet
30 Pcs on Pallet
Pallet Weight: 1,600 lbs

2 3/8" x 24" x 12"



60 Linear Ft on Pallet
30 Pcs on Pallet
Pallet Weight: 1,850 lbs

2 3/8" x 24" x 14"

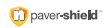




Raven

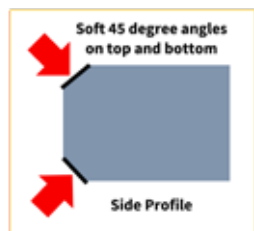
Raven

Empire Cap



Smooth-textured cap with chamfered edges on two sides for a clean, refined profile. Can be cut for corners and is well suited for finishing walls, steps, and pool coping.

80 Linear Ft on Pallet
40 Pcs on Pallet
Pallet Weight: 2,250 lbs
12" x 24" x 2 3/8"



***Empire Cap is available for special order in Snow and Sahara



Travertina

Granite City Blend

6x12 Fullnose

Rectangular 6x12 coping with a smooth surface and rounded edges for a soft, finished look. Ideal for pool surrounds and step construction, offering both comfort and durability. Available in a wide range of colors and designed without spacer lugs for clean, precise installation.



2 3/8" x 6" x 12"

104 Linear Ft on Pallet
208 Pcs on Pallet
Pallet Weight: 2,566 lbs



Brown



Charcoal



Chesapeake Blend*



Granite City Blend




Graphite Pearl Blend*



Oceanic Blue*



Pennsylvania Blue**



Raven**



Silver Mist*



South Bay Blend*



Travertina*



Westchester Blend

Also available in:
Adobe Blend
Autumn Blend*
Cappuccino Blend*
Crab Orchard Blend*
Fire Island Blend
Golden Brown Blend
Oyster Blend*
Red

8x12 Fullnose is available for special order in Charcoal & Granite City Blend



Bluestone

Rockface Treads

These treads have a chiseled stone edge treatment on three sides making them the perfect finishing touch to any wall, step or pool coping. A thermal finish top surface gives them a smooth texture.



2" x 51" x 14"

13 Pcs on Pallet
Pallet Weight: 1,810 lbs



2" x 64" x 14"

13 Pcs on Pallet
Pallet Weight: 2,245 lbs



2" x 74" x 14"

13 Pcs on Pallet
Pallet Weight: 2,515 lbs



Bluestone



Brown



Gironde*



Thermal Treads in Bluestone

Thermal & Fullnose Treads

These classic treads offer a flamed or rounded stone edge treatment with a thermal finish top surface. Six sizes make it easy to fit your design. Perfect for walls, steps and pool coping.



2" x 48" x 12"

15 Pcs on Pallet
Pallet Weight: 1,490 lbs
Thermal Only



2" x 60" x 12"

15 Pcs on Pallet
Pallet Weight: 1,850 lbs
Thermal Only



2" x 72" x 12"

15 Pcs on Pallet
Pallet Weight: 2,200 lbs
Thermal Only



2" x 48" x 14"

15 Pcs on Pallet
Pallet Weight: 1,815 lbs
Thermal & Fullnose



2" x 60" x 14"

15 Pcs on Pallet
Pallet Weight: 2,250 lbs
Thermal & Fullnose



2" x 72" x 14"

15 Pcs on Pallet
Pallet Weight: 2,515 lbs
Thermal & Fullnose



Bluestone



Brown



Gironde*



York Brown

Belvedere Coping

ROSETTA
By Nicolock

Coping with a rustic, natural stone appearance designed to complement the Belvedere Wall. Adds cohesive character and a finished edge to walls, steps, and poolside applications.

3-Piece



A 2¼" x 6" x 10¼"
B 2¼" x 12" x 10¼"
C 2¼" x 18" x 10¼"

66 Linear Ft on Pallet
72 Pcs on Pallet | 24 Pcs of Each
Pallet Weight: 1,550 lbs



Bluestone

Mocha

York Brown



Marble Blend

Versailles Coping

Flat-surfaced coping accented with natural travertine markings and a fullnose edge on one side. Inside and outside corner pieces are available to support clean, continuous installations.



1½" x 24" x 12"


1½" x 12" x 12"

1½" x 18" x 18"

30 Linear Ft on Pallet
15 Pcs on Pallet
Pallet Weight: 493

Sold by Piece
Outside Corner

Sold by Piece
Inside Corner with 6" Notch



Gironde


Marble Blend



Rockface Multi Cap & Rockface Multi Cap Grande

Cast stone texture featured on two sides delivers a bold, dimensional finish. Trapezoid shapes support curved applications, while two depth options provide flexibility in scale. Compatible with all Nicolock wall systems.


4-Piece



42 Linear Ft on Pallet
46 Pcs on Pallet
Pallet Weight: 1,200 lbs

A 2" x 9" x 11½"
B 2" x 12" x 11½"
C 2" x 15" x 11½"
D 2" x 15" x 11½"
Corner Piece

4-Piece (Grande)



42 Linear Ft on Pallet
46 Pcs on Pallet
Pallet Weight: 1,400 lbs

A 2" x 9" x 14"
B 2" x 12" x 14"
C 2" x 15" x 14"
D 2" x 15" x 14"
Corner Piece



Bluestone



Dimensional Coping

ROSETTA
By Nicolock

Chiseled stone texture featured on two sides for a bold, architectural finish. Designed to integrate seamlessly with all Nicolock wall systems.

3-Piece



61 Linear Ft on Pallet
34 Pcs on Pallet
Pallet Weight: 1,800 lbs

A 2½" x 24" x 12½"
B 2½" x 18" x 12½"
C 2½" x 19" x 12½"
Corner Piece




Bluestone



Old Town Coping

Rectangular coping with a subtly dimpled surface creates a distinctive, timeworn look. Textured edges add character, while the design without spacer lugs supports clean, precise installation.



Gironde



Rockface Steps

Single-unit step creates a 6" change in elevation for efficient installation. Features a thermal-finished top surface with chiseled stone edge treatment on three sides for a stunning, natural appearance.



Bluestone

NEW



Dimensional Steps

ROSETTA
By Nicolock

Stone-inspired shapes and textures create inviting, durable walkways with a natural, architectural look that integrates seamlessly into outdoor spaces.



36" x 18" x 7"

8 Pcs on Pallet
Pallet Weight: 375



48" x 18" x 7"

8 Pcs on Pallet
Pallet Weight: 455



48" x 24" x 7"

8 Pcs on Pallet
Pallet Weight: 675



72" x 30" x 7"

3 Pcs on Pallet
Pallet Weight: 1320



Bluestone



Mocha



York Brown

Mocha



Mocha



Bluestone



Granite City Blend


Roma Step

Our Roma Step features a smooth top surface with a textured finish, offering a clean transition between elevations while adding functional definition to hardscape designs.



6 Pcs on Pallet
Pallet Weight: 2,250 lbs

6" x 48" x 18"



Rustic Brown

Log Sleepers

Log-inspired sleepers create an authentic, rustic look while forming winding paths across gravel, mulch, or grass. Their natural appearance adds character and definition to landscape designs.



20 Pcs on Pallet
Pallet Weight: 483 lbs

1½" x 24" x 10"



Rustic Brown



Autumn Cotswold


Stepping Stones

Designed to guide movement naturally through outdoor spaces, our stepping stones protect lawns from foot traffic while creating inviting paths across gravel, mulch, or grass.



20 Pcs on Pallet
Pallet Weight: 740 lbs

1½" x 22" x 16½"




Bluestone

Irregular Steps

ROSETTA
By Nicolock

Irregularly shaped steps create an authentic natural stone appearance with a uniform rise for safe, comfortable use. Varied sizing adds rustic sophistication while blending seamlessly into landscape designs.

6-Piece



6 Pcs on Pallet
Pallet Weight: 2,962 lbs



Cozy up with **FIRE PITS & FIREPLACES**

WOOD

If you enjoy the scent and crackling sound of logs burning in the classic style of a traditional campfire, the timeless appeal of the Standard Wood option is perfect for you.

SMOKE-LESS WOOD

For a wood-burning experience with reduced smoke, select a double-wall system with a smoke-less insert. Heated air rises and escapes through small openings at the top of the insert, minimizing smoke.

GAS

If you favor the ease of a gas-powered fire, you can choose between propane or natural gas. Customize your fire even more with several ignition options. The packages come complete with vent kits and control panels.



Belvedere Fire Pit in Bluestone



Serafina Fire Pit

The Serafina Fire Pit becomes the heart of the outdoor space, inviting conversation, warmth, and connection. Designed as a natural gathering point, it sets the scene for evenings spent together under open skies.


Without Coping:

48" diameter x 16" H • 1,350 lbs

With Coping:

51½" diameter x 19" H • 1,714 lbs

INSTALLATION GUIDE



Chesapeake Blend

CHOOSE YOUR WOOD OR GAS PACKAGE:

WOOD	Full Pallet Wall Stone	NES Round Insert	Smoke-less Metal Insert	Smoke-less Stainless Steel Insert	Rockface Coping
Wood Standard 1	✓	✓			
Wood Standard 2	✓	✓			✓
SMOKE-LESS					
Smoke-less 1	✓		✓		
Smoke-less 2	✓		✓		✓
Smoke-less 3	✓			✓	
Smoke-less 4	✓			✓	✓

GAS	Full Pallet Wall Stone & Coping	Lava Rocks ² (min qty)	Match Throw Burner Kit	TPSI Burner Spark Ignition Kit	TFS Burner w/ remote	Deluxe Brass Match Throw	Deluxe Brass AWS
*Deluxe Match Throw ¹	✓	✓	✓				
*Deluxe Spark TPSI ¹	✓	✓		✓			
Deluxe Remote TFS**	✓	✓			✓		
Deluxe Brass Match Throw**	✓	✓				✓	
Deluxe Brass AWS**	✓	✓					✓

Vent kit included with all ignition systems.

*Control panel included

¹Includes NG to LP Piece

²Lava Rock supplied is minimum quantity needed. Must add additional or glass for finish

****Must be ordered as natural gas or liquid propane**



York Brown

Belvedere Fire Pit

ROSETTA
By Nicolock

What better way to enjoy your outdoor living area than to gather together around this cozy Belvedere Fire Pit with your loved ones. The natural textures and colors of the Belvedere seamlessly fit together with every Nicolock stone.

55" Diameter x 14¼" H • 2,540 lbs

INSTALLATION GUIDE



Bluestone

Mocha

York Brown

CHOOSE YOUR WOOD OR GAS PACKAGE:


	Wall Stone and Coping	NES Round Insert	Smoke-less Metal Insert	Smoke-less Stainless Steel Insert	Belvedere Coping
WOOD					
Wood Standard	✓	✓			✓
SMOKE-LESS					
Smoke-less 1	✓		✓		✓
Smoke-less 2	✓			✓	✓

	Half Pallet Wall Stone	Lava Rocks ² (min qty)	Match Throw Burner Kit	TPSI Burner Spark Ignition Kit	TFS Burner w/ remote	Belvedere Coping
GAS						
*Deluxe Match Throw ¹	✓	✓	✓			✓
*Deluxe Spark TPSI ¹	✓	✓		✓		✓
Deluxe Remote TFS ^{**}	✓	✓			✓	✓

Vent kit included with all ignition systems. *Control panel included. Brass options available.
¹Includes NG to LP Piece
²Lava Rock supplied is minimum quantity needed. Must add additional or glass for finish
****Must be ordered as natural gas or liquid propane**



Westchester Blend



Also available in:
 Adobe Blend
 Bluestone*
 Charcoal
 Crab Orchard Blend
 Golden Brown Blend
 Oyster Blend

CHOOSE YOUR WOOD OR GAS PACKAGE:

WOOD	Half Pallet Wall Stone	Square Insert	Smoke-less Metal Insert	Smoke-less Stainless Steel Insert	Coping
Wood Standard 1	✓	✓			
Wood Standard 2	✓	✓			✓
SMOKE-LESS					
Smoke-less 1	✓		✓		
Smoke-less 2	✓		✓		✓
Smoke-less 3	✓			✓	
Smoke-less 4	✓			✓	✓

GAS	Half Pallet Wall Stone	Coping	Lava Rocks ² (min qty)	Match Throw Burner Kit	TPSI Burner Spark Ignition Kit	TFS Burner w/ remote
*Deluxe Match Throw ¹	✓	✓	✓	✓		
*Deluxe Spark TPSI ¹	✓	✓	✓		✓	
Deluxe Remote TFS**	✓	✓	✓			✓

Fire Pit with Verona Wall

The Fire Pit with Verona Wall adds warmth and visual balance to patios and backyard spaces throughout the year. Designed with a sleek profile and straightforward installation, it integrates easily into a wide range of outdoor settings while creating a natural place to gather

Without Coping:
 43½" x 43½" x 16" H • 1,312 lbs

With Coping:
 48" x 48" x 18" H • 1,600 lbs

INSTALLATION GUIDE



Vent kit included with all ignition systems.
 *Control panel included.
 Brass options available.
¹ Includes NG to LP Piece
² Lava Rock supplied is minimum quantity needed. Must add additional or glass for finish
 **Must be ordered as natural gas or liquid propane



Stacked Stone | Biscotti Tan

Encore Fire Pit

The square-shaped Encore Fire Pit creates a strong, inviting focal point for outdoor spaces enjoyed season after season. Designed to bring people together wherever it's placed, it quickly becomes a favorite gathering spot for family and friends. Selecting your setup is simple—choose between smoke-less wood or gas, then customize with available options to suit your space and style.

Without Top:
40" x 40" x 18" H

With Top: 44" x 44" x 19½" H • 400 lbs



Textures:



Colors:



*Barn Wood texture available in Rustic Brown (color shown in texture swatch) and Weathered Wood colors. Stone textures available in Biscotti Tan, Mountain Slate and NY Bluestone colors.

CHOOSE YOUR WOOD OR GAS PACKAGE:

	4 Panels and Connectors	Stone-Face Top	Smoke-less Metal Insert	Smoke-less Stainless Steel Insert		4 Panels and Connectors	Stone-Face Top	Lava Rocks ² (min qty)	Match Throw Burner Kit	TPSI Burner Spark Ignition Kit	TFS Burner Kit w/ remote
SMOKE-LESS					GAS						
Smoke-less 1	✓	✓	✓		*Deluxe Match Throw ¹	✓	✓	✓	✓		
Smoke-less 2	✓	✓		✓	*Deluxe Spark TPSI ¹	✓	✓	✓		✓	
					Deluxe Remote TFS**	✓	✓	✓			✓

Vent kit included with all ignition systems. Brass options available.

*Control panel included

¹Includes NG to LP Piece

²Lava Rock supplied is minimum quantity needed. Must add additional or glass for finish

**Must be ordered as natural gas or liquid propane


VERTICAL PANEL TECHNOLOGY

Vertical Panel Technology is the smart alternative to block and stone masonry. Reinforced concrete panels and an easy installation process makes constructing outdoor living spaces quick and affordable. This technology enables you to choose the texture, profile and color palette to fit the natural landscape of any backyard or outdoor setting. Reduce material waste and environmental impact, while delivering the highest quality vertical masonry structures.



Ledge Stone | NY Bluestone

Top Color Options:



Without Top:
40" Diameter x 18"H

With Top:
44" Diameter x 19½" H • 345 lbs

INSTALLATION GUIDE



Ovation Fire Pit

The round-shaped Ovation Fire Pit brings warmth and atmosphere to outdoor spaces in every season. Designed for easy installation, it creates an inviting setting for evenings enjoyed at home. Choosing your configuration is simple—select smoke-less wood or gas, then personalize with available options to match your aesthetic.

CHOOSE YOUR WOOD OR GAS PACKAGE:

SMOKE-LESS	2 Panels and Connectors	Stone-Face Top	Smoke-less Metal Insert	Smoke-less Stainless Steel Insert	GAS	2 Panels and Connectors	Stone-Face Top	Lava Rocks ² (min qty)	Match Throw Burner Kit	TPSI Burner Spark Ignition Kit	TFS Burner Kit w/ remote
Smoke-less 1	✓	✓	✓		*Deluxe Match Throw ¹	✓	✓	✓	✓		
Smoke-less 2	✓	✓		✓	*Deluxe Spark TPSI ¹	✓	✓	✓		✓	
					Deluxe Remote TFS ^{**}	✓	✓	✓			✓

Vent kit included with all ignition systems. Brass options available.

*Control panel included

¹Includes NG to LP Piece

²Lava Rock supplied is minimum quantity needed. Must add additional or glass for finish

****Must be ordered as natural gas or liquid propane**

VERTICAL PANEL TECHNOLOGY

Vertical Panel Technology is the smart alternative to block and stone masonry. Reinforced concrete panels and an easy installation process makes constructing outdoor living spaces quick and affordable. This technology enables you to choose the texture, profile and color palette to fit the natural landscape of any backyard or outdoor setting. Reduce material waste and environmental impact, while delivering the highest quality vertical masonry structures.



South Bay Blend

SG Grande Fire Pit

62¼" L x 40" W x 24" H • 3,500 lbs

FEATURES:

- 30 SF Stonegate® Wall
- 44" x 66" Granite Top
- 1 NPS 14" x 20" Access Door w/ Vents
- 1 Paver Vent 6LNTS
- 1 TPSI-LPK #35
- 1 Paver CP-TPSI
- 1 LOF-3612HTPSI-N (12" x 36" linear burner)
- Lava Rocks

Granite Top:



Caledonia



Bluestone

SG Linear Fire Pit

52¼" L x 30" W x 18" H • 3,200 lbs

FEATURES:

- 30 SF Stonegate® Wall
- 34" x 56" Granite Top
- 1 Paver Vent 6LNTS
- 1 TPSI-LPK #35
- 1 Paver CP-TMSI/TPSI
- 1 LOF-30HTPSI-N (10" x 30" linear burner)
- Lava Rocks

Granite Top:



Caledonia



VERTICAL PANEL
TECHNOLOGY

Brickface | Biscotti Tan

Triumph Fire Pit

62½" L x 40" W x 24" H • 750 lbs

FEATURES:

- 4 GFRC Wall Panels
- 4 GFRC Corner Pieces
- 44" x 66" Granite Top
- 1 NPS 14" x 20" Access Door w/ Vents
- 1 Paver Vent 4LNTS
- 1 TPSI-LPK #35
- 1 FG-32LPHRK Propane Regulator & Hose
- 1 LOF-3612HTPSI-N (12" x 36" linear burner)
- Lava Rocks

Granite Top:



Caledonia

INSTALLATION GUIDE



Chesapeake Blend*



Granite City Blend



Graphite Pearl Blend*



Oceanic Blue*



Silver Mist*



South Bay Blend



Travertina*



Westchester Blend

Also available in:
Adobe Blend
Bluestone*
Charcoal
Crab Orchard Blend
Golden Brown Blend
Oyster Blend

INSTALLATION GUIDE
SG GRANDE



INSTALLATION GUIDE
SG LINEAR



Texture Options:



Brickface



Stacked Stone

Color Options:



Biscotti Tan



Harbor Gray*



NY Bluestone*

*Harbor Gray not available in Stacked Stone. NY Bluestone not available in Brickface.

One fire pit, use with wood or gas. Eleven burner options, six color choices.

Slate



Harmony Fire Pit

The Harmony Fire Pit brings a simple, timeless presence to outdoor spaces designed for gathering. With 11 burner styles, its adaptable structure allows for easy customization to suit a wide range of outdoor living needs, layouts, and design preferences.

42½" x 42½" x 18" H • 300 lbs


FEATURES:

- Comes fully assembled
- Compatible with 11 burner styles listed below
- Compatible with any manufacturer's burner suspension mount with minimum 29½" cutout
- Stocked 2-tone color options are a Premium value
- Other 2-tone color combinations available at a Deluxe value


Burner Options:

Raven/Slate

Raven



Stocked 2-Tone Colors:



24" LUME Smoke-less Black Steel
*Lid Included

24" LUME Smoke-less Stainless Steel
*Lid Included



LUME MS2



26" LUME MS2SR With Sear

Smoke-less Insert



29" Round Drop-in MT Gas
Gas Match Throw



29" Round Drop-in TPSI Gas
Gas Push Ignite



29" Round Drop-in AWS Gas
*Must Order Gas Specific
All Weather Switch Operated



29" Round Drop-in TFS Gas w/ Remote
*Must Order Gas Specific
Gas with Remote



29" Pro Series Round Drop-in MT Gas
*Must Order Gas Specific
Gas Match Throw



29" Pro Series Round Drop-in TPSI Gas
*Must Order Gas Specific
Gas Push Ignite



29" Pro Series Round Drop-in AWS Gas
*Must Order Gas Specific
All Weather Switch Operated
• Needs 110 power to Operate
• Optional Remote

Gas Fire Pits



Slate

LUME Surround- Fire Bowl

FIREGEAR

In a class of its own, the LUME Surround encases a smoke-less, woodburning fire pit insert within a large, rounded GFRC bowl, creating a rustic yet modern aesthetic reminiscent of the Olympic flame itself. For purists who prefer the crackle and smell of logs burning, but appreciate a uniquely sleek look, this gasless fire pit is available in four fabulous colors. As its name suggests, everyone will surround this focal point in your outdoor space. Strike a match. Let the games begin.

42" x 18" H • 250 lbs

Included Insert:



LUME MS1



Arctic



Chocolate



Raven



Slate



Raven

Sanctuary Series- Fire Tables



SANCTUARY 76 | 76" L x 38" W x 16" H • 440 lbs



FEATURES:

- Ignition Systems: MT or TPSI
- Choose between Natural Gas (NG) and Propane (LP)
- 125,000 BTUs




SANCTUARY 1 | 56" L x 38" W x 16" H • 375 lbs

FEATURES:

- Ignition Systems: MT, TPSI or AWS
- Choose between Natural Gas (NG) and Propane (LP)
- 75,000 BTUs AWS and TPSI | 100,000 BTUs MT

Burner Options:



FIRE BOWLS



SANCTUARY 2 | 39" Diameter x 18" H • 327 lbs

FEATURES:

- Ignition Systems: MT, TPSI or AWS
- Choose between Natural Gas (NG) and Propane (LP)
- 75,000 BTUs




SANCTUARY 3 | 29" Diameter x 14" H • 200 lbs

FEATURES:

- Ignition Systems: MT, TPSI or AWS
- Choose between Natural Gas (NG) and Propane (LP)
- 75,000 BTUs

Burner Options:



Slate



LUME Smoke-less



Transform your ordinary paver fire pit into an extraordinary smoke-less sanctuary with the LUME, a metal smoke-less fire pit insert. Enjoy the mesmerizing dance of flames without the annoyance of smoke, and create unforgettable moments in your backyard oasis. Upgrade your outdoor experience with ease, style, and the ultimate comfort of a smoke-less ambiance.

Drop-In Burner Options:



24" & 30" Diameters
24: LUME-24R-BK
30: LUME-30R-BK
*Lid Included



24" & 30" Diameters
24: LUME-24R-SS
30: LUME-30R-SS
*Lid Included



24" x 24"
LUME-24SQ-BK
*Lid Included



24" x 24"
LUME-24SQ-SS
*Lid Included



Next Evolution Smoke-less
29", 34" & 36" Diameters
29: NES-29R *Available Lids
34: NES-34R LID-LUME-29R
36: NES-36R LID-LUME-34R
LID-LUME-36R

Freestanding Burner Options:



21" & 26" Diameters
21: LUME-MS1
26: LUME-MS2



21" & 26" Diameters
21: LUME-MS1SR
26: LUME-MS2SR

*Available Lids
MS1 & MS2SR - LID-LUME-MS-A
MS1SR - LID-LUME-MS-B
MS2 - LID-LUME-MS-C

PRODUCT	FITS CUTOUT:	PRODUCT	FITS CUTOUT:
LUME-24R	27"-33"	NES-36R	36½"-39"
LUME-30R	32"-40"	LUME-MS1	23½"-25¼"
LUME-24SQ	27"-33"	LUME-MS2	28½"-30¼"
NES-29R	29½"-32"	LUME-MS1SR	23½"-27½"
NES-34R	34½"-37"	LUME-MS2SR	28½"-32½"

LUME-MS2

FIREGEAR Media & Jewelry

Concrete Twig Sets



Birch Twig Set
(6 Pc and 5 Pc)



Driftwood Twig Set
(6 Pc and 5 Pc)



New Oak Twig Set
(6 Pc and 5 Pc)



Twig Set
(5 Pc and 4 Pc)

Concrete Log Sets



Sedona Log Set (19 Pc)



Spitfire Log Set (17 Pc)



Ironwood Log Sets

Ironwood Steel Log Set
(14 Pc, 11 Pc and 7 Pc)

Lava Stone



Made from tumbled lava rock, these stones lend a casual elegance. Each stone is approximately 1" to 2" in diameter.
50lb bag

Lava Rock



Mined from the earth, these dark rocks contrast beautifully against a bright flame. Each rock is approximately 1" to 2" in diameter.
10lb bag / 40lb bag

GLASS

LARGE REFLECTIVE GLASS COLORS



BLACK



BRONZE



COBALT



COPPER



SILVER

BROKEN GLASS COLORS



BLACK



COPPER



CRYSTAL



DARK BLUE



LIGHT BLUE

REFLECTIVE	Mirror finish broken reflective. Approx. 1/2" to 3/4" in size	10lb jug
BROKEN	Large broken. Approx. 1/2" to 3/4" in size	10lb jug

Gas Fire Pits



Nicolock is a master Firegear distributor. Please visit Firegearoutdoors.com for a complete selection of products.

MATCH THROW



- AVAILABLE IN ROUND AND SQUARE
- 304 STAINLESS STEEL
- MATCH LIGHT IGNITION
- ADJUST THE FLAME HEIGHT WITH VALVE
- AVAILABLE IN FLATS AND PAN
- COMES WITH FLEX LINE, VALVE AND KEY

TPSI SPARK IGNITION



- AVAILABLE IN ROUND AND SQUARE
- 304 STAINLESS STEEL
- PUSH BUTTON IGNITION
- BATTERY INCLUDED (FOR IGNITER)
- PILOT IGNITION (SAFETY)
- SAFETY VALVE
- AVAILABLE IN FLATS AND PANS

TFS W/ REMOTE



- AVAILABLE IN ROUND AND SQUARE
- 304 STAINLESS STEEL
- REMOTE CONTROL
- HIGH/LOW/OFF
- FULLY BATTERY OPERATED
- AUTO RELIGHTING
- AVAILABLE IN FLATS AND PANS

AWS



- ALL WEATHER SERVICE
- MUST BE NATURAL GAS OR LIQUID PROPANE
- CAN BE GAS CONVERTED
- 110 POWER REQUIRED FOR OPERATION

BRASS AWS, TPSI & MT



- 304 STAINLESS STEEL (PANS)
- BRASS HIGH OUTPUT BURNERS
- JETTED BURNERS WITH RAIN GUARDS
- AWS IGNITION (ALL WEATHER SERVICE)
- REMOTE AVAILABLE ON/OFF
- REQUIRES LINE VOLTAGE (AWS)(120)
- AVAILABLE IN FLATS AND PANS

H-BURNER



- STAINLESS STEEL
- AVAILABLE IN LINE OF FIRE (LOF)
- AVAILABLE IN FLATS AND PANS
- SINGLE GAS LINE TWO BURNER LEGS
- MT, TPSI AND AWS IGNITIONS

T-BURNER



- STAINLESS STEEL
- AVAILABLE IN LINE OF FIRE (LOF)
- AVAILABLE IN FLATS AND PANS
- SINGLE GAS LINE, SINGLE BURNER LEG
- MT, TPSI AND AWS IGNITIONS



MEDIA



GAS PIPES



WARRANTY



FIREGEAR



Granite City Blend

Mini Fireplace with Verona Wall

Enjoy the comfort of the Fireplace with Verona Wall in a smaller footprint. The Mini Fireplace with Verona Wall delivers inviting warmth in a streamlined design, making it a natural fit for patios and outdoor spaces meant to be enjoyed throughout the year.

48" L x 40" W x 82½" H • 5,860 lbs

INCLUDES:

- 2 Pallets of Verona Wall
- 4' Rockface step tread
- 4" Rockface accent piece
- Top piece with 8" cutout for smoke
- Lintel with keystone

INSTALLATION GUIDE



*7 Sq Ft of Firebrick recommended in opening (31½" W x 19¾" H x 16" D)

**Does not come with flue pipe (must be supplied by others if needed)



Granite City Blend

Jr Fireplace with Verona Wall

Enjoy the warmth of a fireplace in a more compact form. The Jr Fireplace with Verona Wall delivers the same inviting presence and firepower as the Fireplace with Verona Wall, in a space-conscious design, making it an ideal addition to patios and backyard settings meant to be enjoyed year-round.

47" L x 40" W x 70" H • 6,003 lbs
Step: 48" L x 16½" W x 6" H

INCLUDES:

- 2 Pallets of Verona Wall
- Wet Cast 52" x 44"
- Wet Cast 36" x 36"
- Wet Cast 32" x 32"
- Insert, Flue Pipe & Vent Cap
- Rockface Step

INSTALLATION GUIDE



Oyster Blend

Fireplace with Verona Wall

Gather 'round the fire day or night! Complement your patio with the sleek look of the Fireplace with Verona Wall. Add warmth to your backyard in any season! Contains everything you need to construct this stunning fireplace.

91" L x 56" W x 97" H • 16,828 lbs

INCLUDES:

- 6 Pallets of Verona Wall
- Cast Concrete Fireplace opening surround
- Wood burning fireplace inset with single piece, brushed stainless face, stainless mesh screens with hidden pockets
- Round top cap with mesh screen
- Realistic textured brick liner in natural white, EZ access damper & gas log ready feature
- 4 concrete lintels
- Double wall flue pipe
- Pre-cast concrete medallion

INSTALLATION GUIDE



Chesapeake Blend*



Granite City Blend



Graphite Pearl Blend*



Oceanic Blue*



Silver Mist*



South Bay Blend



Travertina*



Westchester Blend

Also available in:
Adobe Blend
Bluestone*
Charcoal
Crab Orchard Blend
Golden Brown Blend
Oyster Blend

Accents:



Bluestone

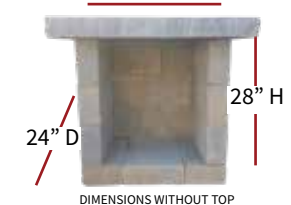


Brown



Gironde*

Optional Wood Box Available
28" W



24" D

28" H

DIMENSIONS WITHOUT TOP

INSTALLATION GUIDE





**VERTICAL PANEL
TECHNOLOGY**

NY Bluestone

Kalea Bay Fireplace

The Kalea Bay Fireplace creates a refined focal point for outdoor spaces designed to entertain or unwind. This outdoor linear gas fireplace is available in single-sided or see-through configurations, with optional LED lighting to add visual depth and atmosphere for evenings spent relaxing and reconnecting.

Without Top:

87" L x 19½" W x 42" H

With Top:

91½" L x 24½" W x 43½" H • 750 lbs

INSTALLATION GUIDE



SINGLE-SIDED KALEA BAY INCLUDES:

- 1- 42" H x 84" W with cutout
- 1- 42" H x 84" W panel (no cutout)
- 2- 42" H x 17" W side panel
- 4- 42" H structural corner units, smooth
- 1- Cast Stone top (24½" x 91½")
- 1- 48" Kalea Bay Fireplace insert with black crushed glass Non LED

DOUBLED-SIDED KALEA BAY INCLUDES:

- 2- 42" H x 84" W with cutout
- 2- 42" H x 17" W side panel
- 4- 42" H structural corner units, smooth
- 1- Cast Stone top (24½" x 91½")
- 1- 48" Kalea Bay Fireplace insert with black crushed glass Non LED

- Must order burner see thru conversion kits separately
- Remote available, must order part #RCAF-3TX separately
- Available in LED option
- Please order gas specific LP/NG

Fireplace inserts also available for custom builds in the following sizes:

SINGLE-SIDED/DOUBLE-SIDED

- 36" W
- 48" W
- 60" W
- 72" W



available with or without LED

Texture:



Ledge Stone

Colors:



Biscotti Tan



Mountain Slate



NY Bluestone

Top Color Options:



Bluestone



Brown

OUTDOOR *dining*

Bring people together with an outdoor dining space designed around how you gather. Choose from predesigned or custom dining packages created to fit your space and reflect your style. From relaxed family meals to lively backyard get-togethers, these setups support connection throughout the seasons. With everything just steps from your door, hosting feels easier and time outdoors lasts a little longer.





Oceanic Blue

Grill Island Deluxe with Verona Wall

Cook up a feast on the Grill Island Deluxe with Verona Wall! A granite countertop and pro grill make this the perfect addition to your backyard patio.

Without Top:
79" L x 32" W x 36" H

With Top:
82" x L x 36" W x 37¼" H • 6,500 lbs

INCLUDES:

- 2 Pallets of Verona Wall
- 32" Sizzler Pro Grill • cutout dimensions: 30⅝" W x 8½" H x 20¾" D
- Double-lined roll top hood
- 740 sq in. Stainless steel cooking grates, warming rack, drip pan
- Illuminated control knobs
- 14" x 20" Single Access Door • cutout dimensions: 14¼" W x 19¼" H x n/a D
- Granite countertop included, covers 12 sq. ft of area
- Concrete lintels

*Please order gas specific LP/NG
**Countertop is 1¼" in height
***Kit also available without Granite Top

INSTALLATION GUIDE



Graphite Pearl Blend

L Shaped Kitchen with Verona Wall

Nothing beats firing up that steak year-round with your "L" Shaped Kitchen with Verona Wall! These hard-wearing units include a stainless steel grill, stainless steel refrigerator, six-piece granite countertops and lintel. Customize for maximum enjoyment with the many accessories offered!

Grill Side:
96" L (Inside) / 128" L (Outside) x 32" W x 36" H

Refrigerator Side:
87" L (Inside) / 119" L (Outside) x 32" W x 40" H

- 12,000 lbs

INCLUDES:

- 4 Pallets of Verona Wall
- 6 Piece Granite Tops
- 14" x 20" Single Access Door • cutout dimensions: 14¼" W x 19¼" H x n/a D
- 33" Double Access Door • cutout dimensions: 30¼" W x 19⅝" H x n/a D
- 38" Stainless Steel TRL Grill
- 22" Standard Refrigerator • cutout dimensions: 21⅙" W x 33⅙" H x 21⅙" D
- 15" Sink • cutout dimensions: 14⅜" W x n/a H x 14⅜" D
- Refrigerator Trim Kit
- Concrete lintels

*Please order gas specific LP/NG
**Countertop is 1¼" in height
***Kit also available without Granite Top

INSTALLATION GUIDE



Chesapeake Blend*



Granite City Blend



Graphite Pearl Blend*



Oceanic Blue*



Silver Mist*



South Bay Blend




Travertina*



Westchester Blend

Also available in:
Adobe Blend
Bluestone*
Charcoal
Crab Orchard Blend
Golden Brown Blend
Oyster Blend

Granite Top:



Caledonia



South Bay Blend

Wood Fired Oven with Verona Wall

Create memorable meals outdoors with the Wood Fired Oven with Verona Wall. Designed for more than just pizza, it opens the door to a wide range of wood-fired cooking while bringing people together around the experience. Step outside the kitchen and enjoy the flavors, warmth, and atmosphere of cooking in the open air.

Inside Oven: 29½" x 32½"
Outside Oven: 33½" x 38¼"
Top: 49" x 49"
Base: 44" x 44"
Without Top: 99" H
With Top: 103" H
 7,500 lbs

INSTALLATION GUIDE



INCLUDES:

- 2 Pallets of Verona Wall
- 1- 30" Combo (2 drawer/1 door) enclosure cutout dimensions: 30¼" W x 19¼" H x 20 ¾" D
- 3 - 4" Wetcast Tops
- Pizza Peel
- Cleaning Brush
- All-Weather Cover
- Cast Stone Top
- Imperial Wood Fired Oven
- Concrete Lintel



StonehengeUS
Imperial Pizza Oven



SUMMERSET
Summerset Hybrid Pizza Oven
Oven Only Option

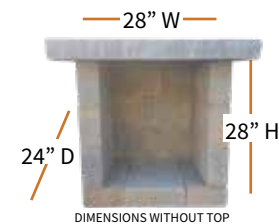


StonehengeUS
Duke
Oven Only Option



Base Sold Separately

Optional Wood Box Available



INSTALLATION GUIDE



Chesapeake Blend*



Granite City Blend



Graphite Pearl Blend*



Oceanic Blue*



Silver Mist*



South Bay Blend



Travertina*



Westchester Blend

Also available in:
 Adobe Blend
 Bluestone
 Charcoal
 Crab Orchard Blend
 Golden Brown Blend
 Oyster Blend

Accents:



Bluestone



Brown



Girondo*



Nantucket Kitchen Island

We are changing the way outdoor kitchens are built. Engineered stone panels make it possible to have the outdoor kitchen of your dreams in one day. This system gives you the flexibility of using our grill and door combinations or you can customize with other accessories. You can choose the design, colors and stone profile of your outdoor kitchen to perfectly fit the rest of your landscape and your home.

Without Top:

84" L x 35" W x 35" H

With Top:

86" L x 36½" W x 37" H • 1,000 lbs

INSTALLATION GUIDE



PACKAGE A INCLUDES:

- 1 Back panel, 1 Front panel, 4 Corners, 2 End panels (sides), Top
 - Drop cloth/sheet protector
 - 32" Sizzler Pro Grill • cutout dimensions: 30⅝" W x 8½" H x 20¾" D
 - 30" Double Access Door • cutout dimensions: 30¼" W x 19¼" H x n/a D
 - 1 Strap
 - 2 Tubes of adhesive
- *Package A comes with cutouts



PACKAGE B INCLUDES:

- 2 Horizontal panels, 4 Corners, 2 End panels (sides), Top
- Drop cloth/sheet protector
- 1 Strap
- 2 Tubes of adhesive



*All cutouts for Package B will have to be done on site and can accommodate a variety of grills and accessories

*Please order gas specific LP/NG

Ledge Stone | NY Bluestone

Textures:



Colors:



Top Color Options:



*Barn Wood texture available in Rustic Brown (color shown in texture swatch) and Weathered Wood colors. Stone textures available in Biscotti Tan, Mountain Slate and NY Bluestone colors.

Segmental Kitchen Systems

Design a semi-custom modular outdoor kitchen that fits your space and the way you entertain. Segmental Kitchen Systems make it easy to build grill islands, full kitchens, bar areas, and more. With a wide selection of cabinet configurations and stainless appliances, each setup comes together with flexibility and a finished, cohesive look.

* Fits most major manufacturers of grills & accessories

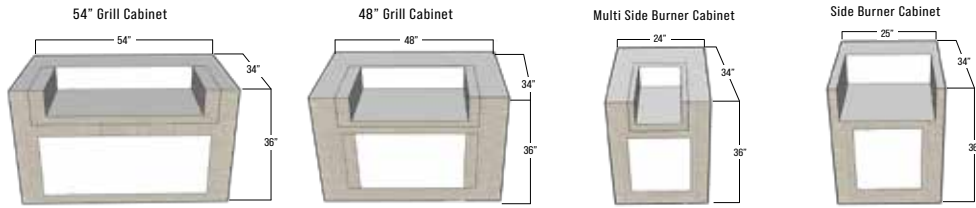
** Must supply your own exterior finishes and countertops



Segmental Kitchen Systems

Build Your Semi-Custom Modular Outdoor Kitchen:

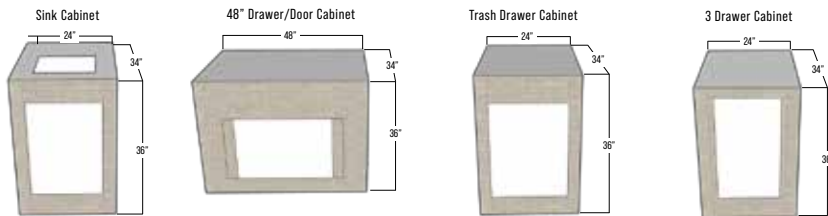
A: Grill Cabinets



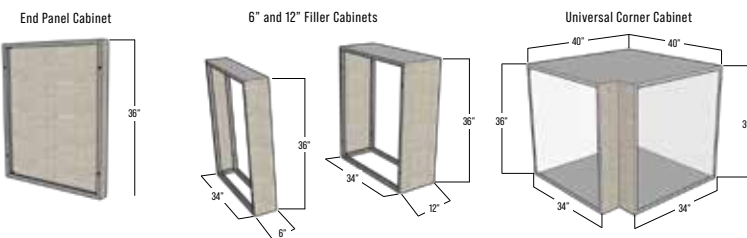
B: Cold Storage



C: Doors and Cabinets



D: Utility Units



Prearranged Modular Options:

SCAN FOR FULL-SIZED
IMAGES AND PRODUCT
BREAKDOWNS



The Lexington



INCLUDES:

- 3 Drawer Cabinet
- Cold Storage Cabinet
- 48\"/>

The Ultimate



INCLUDES:

- 3 Drawer Cabinet
- Cold Storage Cabinet
- 48\"/>

The Sierra



INCLUDES:

- 3 Drawer Cabinet
- Cold Storage Cabinet
- 48\"/>



WeatherStrong® Outdoor Cabinetry



Sanibel | Shell White

WeatherStrong® Outdoor Cabinetry is built for outdoor living in every season. Made in the USA, each cabinet is constructed from 3/4" All-Weatherboard® composite material with cabinet doors and drawer fronts formed from high-density polyethylene (HDPE). Designed to withstand rain, heat, cold, and snow, WeatherStrong cabinetry delivers dependable performance and lasting durability in demanding outdoor environments.

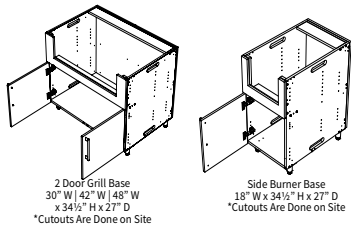
FEATURES:

- Lighter Than Traditional Masonry Kitchens
- Marine Grade Construction
- Dozens of Designs Available For Optimal Flexibility
- Installs on Existing Patios with No Masonry Work
- Proudly Made in the USA
- Made from All-Weatherboard Composite Material
- Designed to Accommodate Most Grills
- 25 Year Limited Warranty
- Easy-to-Follow Instructions
- 2 Popular Door Styles
- 4 Best-Selling Colors

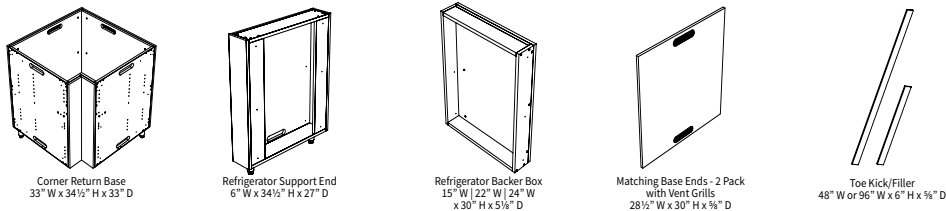
**Must Supply Your Own Countertops

Build Your Modular Outdoor Kitchen:

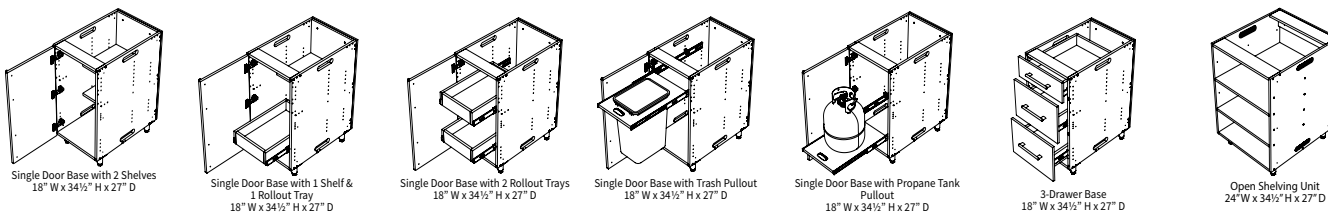
A: Grill Cabinets




B: Utility Units




C: Cabinets/Doors/Drawers



Door Styles:



Colors:



All bases are available in both door options and all color options. All supporting units are available in all color options.



Turn Your Backyard into a Chef's Paradise with an Exclusive Range of Stainless Steel Appliances & Accessories



Pergolas



- Constructed of vinyl
- Easy maintenance
- Lifetime warranty
- Two stocked sizes: 13' x 16' and 15' x 15'

Custom Sizes Available



FLAVOR HAS A NEW FRONTIER

*Hand Crafted
in America*

We make the grills to gather around. Hand-crafted with premier materials and boundless ambition, our outdoor products are calibrated for patio heroes, next-generation chefs, and sunsets that never quit.

AMERICANMADEGRILLS.COM



HYBRID MUSCLE GRILL

Imagine searing over lump coal, sautéing over a gas flame, and smoking with mesquite wood chips. The Hybrid Grill Series is the solution that combines all of the most popular and desired fuels under one hood with our patented multi-fuel trays.



MUS36 | MUS54

GRILLS



ATS36 | ATS42

ATLAS GRILL

Available in
36": 54,000 Total BTUs
New 42": 72,000 Total BTUs



EST30 | EST36 | EST42

ESTATE / ESTATE FREEDOM GRILL

Available in
30": 64,000 Total BTUs
36": 90,000 Total BTUs
42": 90,000 Total BTUs



ALT30T | ALT36T | ALT42T

ALTURI GRILL

Available in
30": 67,000 Total BTUs
36": 93,000 Total BTUs
42": 93,000 Total BTUs



MUS36 | MUS54

MUSCLE GRILL

Hybrid Grill

Available in
36": 110,000 Total BTUs
54": 176,000 Total BTUs



ENC36 | ENC54

ENCORE GRILL

Hybrid Grill

Available in
36": 110,000 Total BTUs
54": 176,000 Total BTUs

SIDE & POWER BURNERS



ATLAS POWER BURNER
ATSPB2



ATLAS DOUBLE SIDE BURNER
ATSSB2



SCAN FOR MORE DETAILS



ESTATE DOUBLE SIDE BURNER
ESTSB2



ESTATE POWER BURNER
ESTPB2



ALTURI POWER BURNER
ALTPB2



ALTURI DOUBLE SIDE BURNER
ALTSB2



MUSCLE DOUBLE SIDE BURNER
MUSSB2



MUSCLE POWER BURNER
MUSPB2



ENCORE DOUBLE SIDE BURNER
ENCSB2



ENCORE POWER BURNER
ENCPB2

ESTATE FREEDOM

Freedom to Choose


Upgrade your grill with customizable grates and faceplate




New

GRILL GRATES

Customize your grill with patriotic faceplates and grates proudly made in the USA.



COLONIAL



HERITAGE



PATRIOT



UNION

New

FACEPLATES

Customize your grill with patriotic faceplates and grates proudly made in the USA.



PINSTRIPES



IRONCLAD



FREEDOM BLUE



LIBERTY GOLD



STORAGE



18" VERTICAL ACCESS DOOR



18" DOUBLE DRAWER



18" TRASH/FUEL STORAGE



18" TRIPLE DRAWER



SCAN FOR MORE DETAILS



36" DOUBLE ACCESS DOOR




36" TRIPLE DRAWER COMBO



36" DOUBLE DRAWER COMBO

KEGERATORS



24" 6.6 Cu. Ft DELUXE OUTDOOR RATED KEGERATOR (NO TAP / SINGLE TAP / DOUBLE TAP)



SINGLE KEG TAP FOR KEGERATOR



DOUBLE KEG TAP FOR KEGERATOR



SIZZLER

*Freestanding Cart Available



32" Sizzler Built-In Grill

SIZE	BTUS/BURNERS	TOTAL BTUS	OPTIONAL
25" SIZZLER BUILT-IN GRILL SZR25	12,000/ 3 BURNERS	36,000	<ul style="list-style-type: none"> DROP IN IR BURNER GRIDDLE PLATE ROTISSERIE KIT SIDE BURNERS
32" SIZZLER BUILT-IN GRILL SZR32	12,000/ 4 BURNERS	48,000	<ul style="list-style-type: none"> DROP IN IR BURNER GRIDDLE PLATE ROTISSERIE KIT SIDE BURNERS
40" SIZZLER BUILT-IN GRILL SZR40	12,000/ 5 BURNERS	60,000	<ul style="list-style-type: none"> DROP IN IR BURNER GRIDDLE PLATE ROTISSERIE KIT SIDE BURNERS

SIZZLER PRO

*Freestanding Cart Available



32" Sizzler Pro Built-In Grill

SIZE	BTUS/BURNERS	TOTAL BTUS	OPTIONAL
32" SIZZLER PRO BUILT-IN GRILL SZRPRO32	14,000/4 BURNERS IR BURNER 15,000	63,000	<ul style="list-style-type: none"> IR SEAR BURNER GRIDDLE PLATE ROTISSERIE KIT INCLUDED SIDE BURNERS
40" SIZZLER PRO BUILT-IN GRILL SZRPRO40	14,000/5 BURNERS IR BURNER 15,000	85,000	<ul style="list-style-type: none"> IR SEAR BURNER GRIDDLE PLATE ROTISSERIE KIT INCLUDED SIDE BURNERS

TRL PRO

*Freestanding Cart Available


 32" TRL Pro Built-In Grill
TRLPRO32

SIZE	BTUS/BURNERS	TOTAL BTUS	OPTIONAL
32" TRL PRO BUILT-IN GRILL TRLPRO32	20,000/ 3 BURNERS IR BURNER 15,000	75,000	<ul style="list-style-type: none"> DROP IN IR BURNER GRIDDLE PLATE ROTISSERIE KIT SIDE BURNERS
40" TRL PRO BUILT-IN GRILL TRLPRO40	20,000/ 4 BURNERS IR BURNER 15,000	95,000	<ul style="list-style-type: none"> DROP IN IR BURNER GRIDDLE PLATE ROTISSERIE KIT SIDE BURNERS

QUEST

*Freestanding Cart Available



36" Quest Built-In Grill

SIZE	BTUS/BURNERS	TOTAL BTUS	OPTIONAL
30" QUEST BUILT-IN GRILL QST30	18,000/2 BURNERS 13,000 ANGLED IR BACK BURNER	49,000	<ul style="list-style-type: none"> DROP IN IR BURNER SIDE BURNER POWER BURNER
36" QUEST BUILT-IN GRILL QST36	18,000/3 BURNERS 13,000 ANGLED IR BACK BURNER	67,000	<ul style="list-style-type: none"> DROP IN IR BURNER SIDE BURNER POWER BURNER
42" QUEST BUILT-IN GRILL QST42	18,000/4 BURNERS 13,000 ANGLED IR BACK BURNER	85,000	<ul style="list-style-type: none"> DROP IN IR BURNER SIDE BURNER POWER BURNER

RESORT


 30" Built-In Grill
SBG30

SIZE	BTUS/BURNERS	TOTAL BTUS	OPTIONAL
30" BUILT-IN GRILL SBG30	26,000 /2 BURNERS	52,000	<ul style="list-style-type: none"> NO ELECTRICAL REQUIRED COMMERCIAL APPLICATION FRIENDLY

SUNFIRE

*Freestanding Cart Available


 32" SunFire Built-In Grill
SF432

SIZE	BTUS/BURNERS	TOTAL BTUS	OPTIONAL
32" SUNFIRE BUILT-IN GRILL SF432	12,000 BTUS/4 BURNERS IR BACK BURNER 12,000	60,000	<ul style="list-style-type: none"> ROTISSERIE KIT INCLUDED DOUBLE SIDE BURNER POWER BURNER
38" SUNFIRE BUILT-IN GRILL SF538	12,000 BTUS/5 BURNER IR BACK BURNER 12,000	72,000	<ul style="list-style-type: none"> ROTISSERIE KIT INCLUDED DOUBLE SIDE BURNER POWER BURNER

SUNFIRE BURNERS


 Double Side Burner
w/LED Illumination
SFPB2

 Power Burner
SFPB

CUTOUT DIMENSIONS



SIDE BURNERS & POWER BURNERS

*BURNERS APPLY ACROSS ALL SUMMERSET LINES


 Single Side Burner
SB1

 Double Side Burner
SB2

 Pro Double Side Burner
w/LED Illumination
SB2PRO

 Pro Power Burner
PB2PRO

GRIDDLE


 30" Gas Griddle
GRIDPRO

 Griddle Plate
GP-14

REFRIGERATION



15" Outdoor Rated Refrigerator with Glass Door RFR-15G

15" Outdoor Rated Refrigerator RFR-15S

15" Outdoor Rated Wine Cooler RFR-15WD

15" Ice Maker IM-15N

22" Compact Refrigerator RFR-22S

22" Deluxe Compact Refrigerator RFR-22D

24" Outdoor Rated Refrigerator RFR-24SA

24" Outdoor Rated Wine Cooler RFR-24WD

24" Outdoor Rated 2-Drawer Refrigerator RFR-24DR2

24" Outdoor Rated Refrigerator with Glass Door RFR-24G

24" Deluxe Outdoor Rated Kegerator Single Tower RFR-24DK1

ALSO AVAILABLE IN DOUBLE TOWER: SSRFR-24DK2

BARS & SINKS



19" Undermount Sink SNK-19U

15" Drop-In Sink SNK-15D

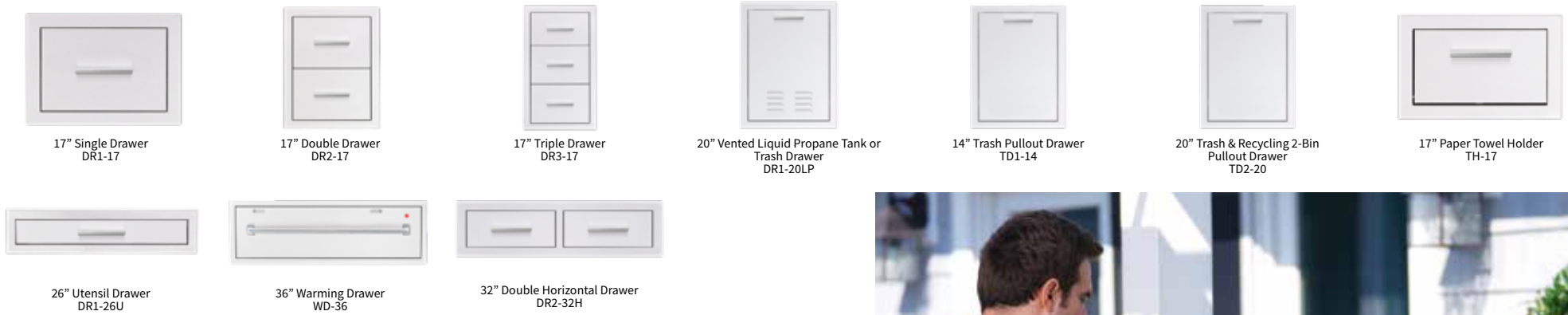
30" Lighted Beverage & Prep Station BC-30L

28" 2.7C Drop-In Cooler IC-28

17" 1.7C Drop-In Cooler IC-17

32" Outdoor Rated Farmhouse Sink SSNK-32FH

STORAGE DRAWERS



17" Single Drawer DR1-17

17" Double Drawer DR2-17

17" Triple Drawer DR3-17

20" Vented Liquid Propane Tank or Trash Drawer DR1-20LP

14" Trash Pullout Drawer TD1-14

20" Trash & Recycling 2-Bin Pullout Drawer TD2-20

17" Paper Towel Holder TH-17

26" Utensil Drawer DR1-26U

36" Warming Drawer WD-36

32" Double Horizontal Drawer DR2-32H

ACCESS DOORS



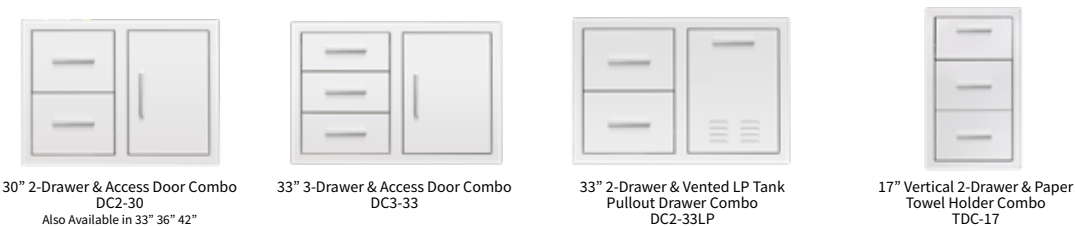
33" Vented Double Access Door DD-33V

26" Double Access Door DD-26
Also Available in 30" 33" 36" 39" 45"

16" Vertical Access Door DV-16
Also Available in 18" 20"

22" Horizontal Access Door DH-22
Also Available in 27"

DOOR & DRAWER COMBOS



30" 2-Drawer & Access Door Combo DC2-30
Also Available in 33" 36" 42"

33" 3-Drawer & Access Door Combo DC3-33

33" 2-Drawer & Vented LP Tank Pullout Drawer Combo DC2-33LP

17" Vertical 2-Drawer & Paper Towel Holder Combo TDC-17



Outdoor Lighting



Constellation Pro offers a premium line of LED-integrated landscape lighting designed to elevate outdoor environments with both style and performance. Available in architectural bronze or black finishes, each fixture is crafted to enhance ambiance, improve visibility, and highlight key features throughout any landscape design.

Constellation Pro


PRODUCT	PHOTO	SKU	COLOR OPTIONS
TRADITIONAL PATH LIGHTS		CP-P100 (WHITE) CP-P100C (RGB COLOR)	BLACK BRONZE
MODERN PATH LIGHTS		CP-P102 (WHITE) CP-P102C (RGB COLOR)	BLACK BRONZE
ACCENT LIGHTS		CP-A201 4W (WHITE) CP-A201C 4W (RGB COLOR)	BLACK BRONZE
ACCENT LIGHTS		CP-A202 10W (WHITE) CP-A202C 10W (RGB COLOR)	BLACK BRONZE
COMPACT WELL LIGHTS		CP-W301 (WHITE) CP-W301C (RGB COLOR)	BLACK BRONZE
HARDSCAPE LIGHTS		CP-H500 (WHITE) CP-H500C (RGB COLOR)	BLACK GRAY STONE BRONZE SANDSTONE
TRANSFORMERS		CP-T200-AT	BLACK BRONZE
TRANSFORMERS		CP-T100-AT	BLACK BRONZE
TRANSFORMERS		CP-T400-AT	BLACK BRONZE

EsSENze di Luce



Menhir Di Luce

A series of natural stone outdoor lamps and garden lights with LED technology, available in four different styles—Soft, Sidelong, Cross, and Stonehenge. In daylight, they function as design elements but evoke emotional light in the evening.




FEATURES:

- Choose from single, double, or triple illuminated sections
- Choose from horizontal or inclined patterns
- Available in 2 standard textures
- Minimalistic and natural design complements any architectural style
- Ice resistant
- Stainless steel



Menhir Sound

This natural stone outdoor sound system integrating Hi-fi sound diffusion and LED lighting brings both sights and sounds to the yard. Fill your space with soft illumination and your favorite music—all effortlessly emanating from natural stone elements. Unparalleled resistance to splashes, spray, sand, and the most adverse weather conditions.



FEATURES:

- Aisi 316L stainless steel audio system
- Easy connect; user-friendly; control music from your device
- Plays/streams the most popular music services
- Choose from 3 standard textures
- Ice resistant
- Wi-fi Audio Controller



Stake

Create an inviting atmosphere with refined outdoor path lighting. Sleek pillars of natural stone add architectural interest by day, then transition into luminous features as evening arrives. Ideal for lighting footpaths, flower beds, and outdoor living areas with subtle elegance.



FEATURES:

- Natural stone floor lamp for outdoors
- Choose single or double vertical LED (only 4mm thick)
- Ice resistant
- Multiple color and texture options
- Fits modern, contemporary, and Mediterranean styles
- Chemical resistant
- Stainless steel



Adobe Blend



Autumn Blend*



Brown



Cappuccino Blend*



Charcoal



Chesapeake Blend*



Crab Orchard Blend*



Dove Gray



Fire Island Blend



Golden Brown Blend



Granite City Blend



Graphite Pearl Blend*



Hudson Valley Blend



Marble Blend*



Oceanic Blue*



Oceanic 5* | only available in Stone Ridge Collection



The color illustrations in this catalog are as accurate as photography and printing processes allow. Final selection of colors should be made from several physical samples.

Oyster Blend*



Peconic 6* | only available in Stone Ridge Collection



Pennsylvania Blue**



Pewter



Raven*



Red



Sahara*



Silver Mist*



Snow*



South Bay Blend*



Travertina*



Westchester Blend



Alpine Contemporary 3-Piece in Chesapeake Blend

*Premium Color
**Deluxe Color

Note: Our products use natural materials, which may cause slight color variations, adding to their unique charm. To minimize variation, follow industry best practices, order all products at once, and install from multiple pallets and layers for even blending. This is especially imperative for solid color blends, including Brown, Charcoal, Dove Gray, Pennsylvania Blue, Pewter, Raven, Red, Sahara, and Snow.

SPLIT-FACE TEXTURED WALLS

Adobe Blend



Bluestone*



Cappuccino Blend*



Charcoal



Chesapeake Blend*



Crab Orchard Blend



Fire Island Blend



Golden Brown Blend



Granite City Blend



Graphite Pearl Blend*



Hudson Valley Blend



Oceanic Blue*



Oyster Blend



South Bay Blend



Travertina*



Westchester Blend



*Premium Color

The color illustrations in this catalog are as accurate as photography and printing processes allow. Final selection of colors should be made from several physical samples.

SMOOTH WALLS

Adobe Blend



Bluestone*



Charcoal



Chesapeake Blend*



Crab Orchard Blend



Golden Brown Blend



Granite City Blend



Graphite Pearl Blend*



Oceanic Blue*



Oyster Blend



Silver Mist*



South Bay Blend



Travertina*



Westchester Blend



*Premium Color

NICOSTONE

Autumn Cotswold



Bluestone



Brown



Gironde*



Lilac



Marble Blend*



Mocha



York Brown




*Premium Color



Outcropping in Mocha

The color illustrations in this catalog are as accurate as photography and printing processes allow. Final selection of colors should be made from several physical samples.




Rockface Treads and Rockface Multi Cap in Bluestone

The color illustrations in this catalog are as accurate as photography and printing processes allow. Final selection of colors should be made from several physical samples.

PAVING STONE INSTALLATION

MATERIALS NEEDED

- Gloves
- Tape Measure
- Stakes
- Shovel
- 3 lb. Hammer
- Levels
- Line Level
- Carpenter's Square
- String Line
- Broom
- Wheelbarrow
- Pry Bar
- Wire Cutters
- Mason's Chisel
- Markers
- Screed Board
- Two 1" o.d. Screed Pipes
- Plate Compactor
- Paver Cutter
- Diamond Blade Table Saw



- A. Compacted Sub-Base
- B. 4" - 6" Compacted Aggregate (for Pedestrian Traffic)
- C. 8" - 12" Compacted Aggregate (for Vehicular Traffic)
- D. Edge Restraints
- E. 1" Bedding Sand
- F. Pavers

BEFORE YOU BEGIN

- Your dealer can assist you in obtaining the necessary materials and equipment needed to complete your paving stone installation.
- *Three color blends are not recommended for projects less than 500 sq.ft
- Lay out your entire paver pattern prior to cutting any stones.
- Find an area away from your installation to cut pavers. Concrete dust created by saw cutting pavers can stain the surface.
- The use of an approved safety mask is recommended when cutting any concrete products.




1. PLAN

Determine the area to be paved. Measure for square footage and sketch a diagram of the shape & pattern of paving stone desired.



2. PREPARE / EXCAVATE

Before beginning excavation, make sure there are no utility lines within the area to be paved. Excavate area to the proper depth depending on the type of traffic.



3. GRADE

Establish the finish grade and slope or pitch of pavement to allow for drainage. Lay out the lines and corners with string line and stakes. Compact sub-base.



4. PREPARE / EXCAVATE

Spread aggregate base uniformly throughout the entire excavated area and 8 in. beyond perimeter lines. Base aggregate material should be processed 3/4" minus gravel or crushed concrete blend.



5. BASE COMPACTION

Compact the base aggregate evenly throughout the area with a mechanical plate compactor. Do not compact the base aggregate in more than 4" layers. The compacted base should conform to the contour of the finished paved area. The grade of the base aggregate should be 3" to 4" below the finished paving stone surface depending on the thickness of the paver.



6. EDGE RESTRAINTS

Install edge restraints as required. Pavers butting against curbs or

foundations will not need an edge restraint. Various types of edging materials can be used. Nicolock recommends a Snap Edge edge restraint system since it is easy to install and will not rot or decay.



7. BEDDING

Spread 1" of concrete sand evenly over the compacted base. Screed the bedding sand to a level, smooth surface using a screed board. For areas wider than the width of the screed board, use 1" conduit pipe as screed guides 4' apart. Screed sand, remove screed rails & fill in depressions with fresh sand. You should end up with a complete layer of smooth sand. Do not disturb sand bed after it has been screeded.



8. PAVER PLACEMENT

Begin placing paving stones on the screeded sand bed in the desired pattern. Hand place the paving stones with a hand tight joint. Work from the paving stone side of the installation as they are set. To achieve the best mixture of colors and blends, remove pavers from delivered bundles section by section, not layer by layer, and work from several bundles at a time. Cut pieces as needed to fill in the pattern.

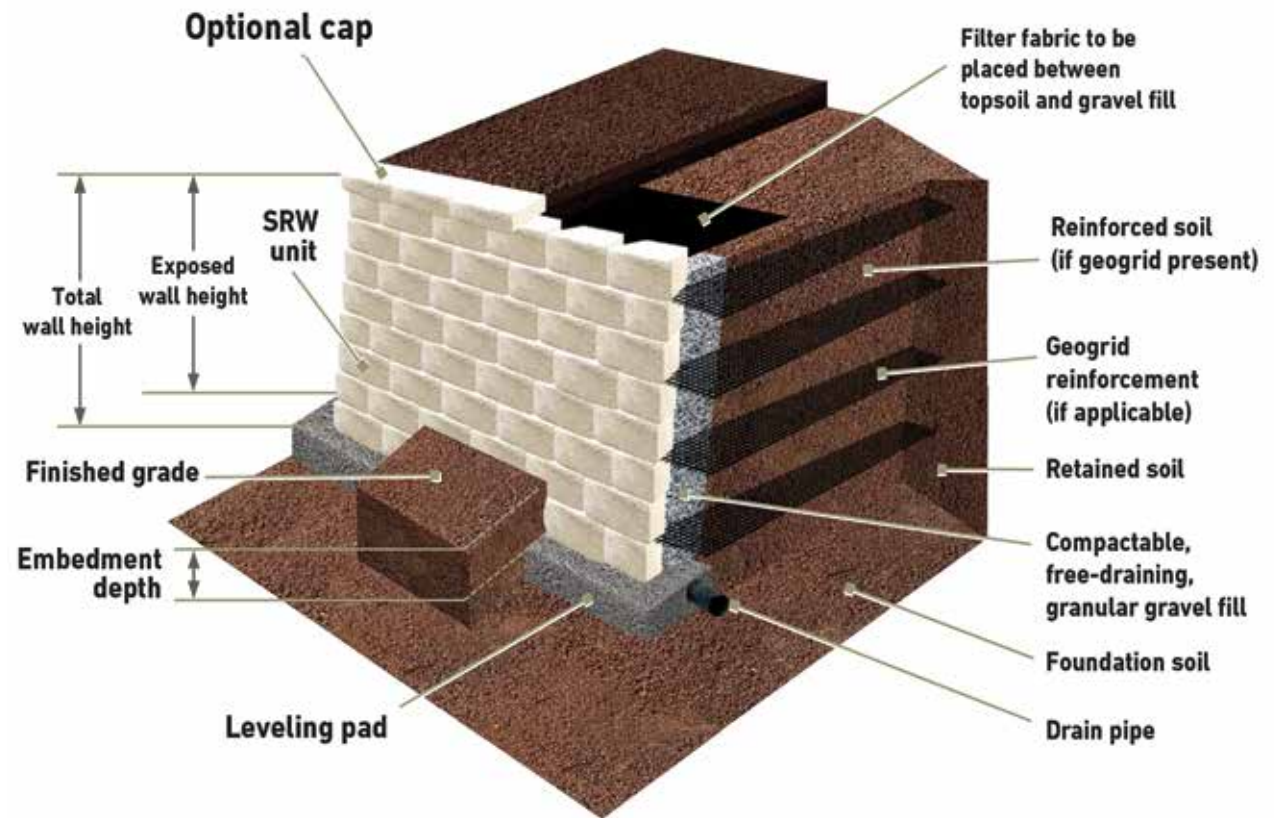
9. FINISH

When complete, sweep surface clean. Spread a fine jointing sand over the entire surface and broom sweep to fill all joints. Leaving excess sand on the paving stone surface, tap the paving stones into the setting bed with the mechanical plate compactor with a rubber pad. Broom sweep more sand to fill any open joints. Finally, backfill over the top edge restraint and grade. Your installation is now complete and ready for use.

RETAINING WALL INSTALLATION

MATERIALS NEEDED

- Gloves
- Tape Measure
- Stakes
- Shovel
- 3 lb. Hammer
- Levels
- Line Level
- Carpenter's Square
- String Line
- Broom
- Wheelbarrow
- Pry Bar
- Wire Cutters
- Mason's Chisel
- Markers
- Screed Board
- Two 1" o.d. Screed Pipes
- Plate Compactor
- Paver Cutter
- Diamond Blade Table Saw



NOTE: The following Installing procedures apply to all Nicolock retaining wall units constructed as a conventional gravity wall system.

PREPARING/EXCAVATING: Before beginning excavation, make sure there are no utility lines in the wall area. Excavate area to the proper depth. For geogrid-reinforced retaining walls or for more detailed information, consult your local distributor or contact Nicolock.

For most non-critical walls (and under favorable soil conditions) Nicolock wall units are constructed as a conventional gravity wall system. Walls up to 3 feet in height are attainable without the need for soil reinforcement (geogrid). Recommended installation procedures should be followed to ensure the life of your wall structure.

STAIN REMOVAL

The stain removal methods suggested here are merely a guide and may not work to your satisfaction in all instances. Nicolock is not responsible for any damage caused while using these methods. Nicolock recommends that you keep several pavers from your initial installation available to replace any pavers that become damaged or excessively stained or soiled.

ALGAE & FUNGAL GROWTHS

Apply a fungicide according to manufacturer recommendation.

BEVERAGE STAINS

Scrub the stain with hot soapy water. For stubborn stains apply a 1:10 diluted sodium hypochlorite solution (household bleach). Use according to the manufacturer's recommendations.

CHEWING GUM

Chewing gum is best removed with a suitable aerosol freezing agent before scraping it off. Use according to the manufacturer's recommendations.

FRESH OIL STAINS

Soak the oil up with an absorbent cloth or paper towels. Do not wipe. Then cover the affected area with a 'dry' absorbent powder and leave for 24 hours. Repeat until the powder has absorbed all or as much of the oil as possible.

If a stain persists, apply a recommended cleaner according to the manufacturer's recommendations.

PAINT /WOOD-STAIN /VARNISH

Soak up the spillage with an absorbent cloth or paper towels. Do not wipe. The stained area should be immediately scrubbed with detergent and water. Paint removers or solvents should not be used on stains that are less than a week old, as this will increase penetration into the concrete. Scrape off as far as possible. Apply an appropriate proprietary paint remover, preferably one supplied as a thick gel. Follow the manufacturer's recommendations or contact the paint manufacturer.

WOOD PRESERVATIVES /CREOSOTE

Soak the stain with mineral spirits and scrub with a hot detergent and water. Finally rinse thoroughly with clean water, or contact the manufacturer of the preserver.

ASPHALT & EMULSIFIED ASPHALT

Chill with ice (if warm outside), scrape away & scrub the surface with scouring or abrasive powder. Rinse with water.

CUTBACK ASPHALT & ROOFING TAR

Use a soft moist putty made with talc or diatomaceous earth (available wherever pools supplies are sold). Mix with kerosene, scrub, let dry and brush off. Repeat as needed.

CANDY, KETCHUP, MUSTARD, GREASE DRIPPINGS FROM FOOD

For stubborn stains, apply liquid detergent full strength and allow it to penetrate for 20-30 minutes. Scrub and rinse with hot water. Removal is easier if these stains are treated immediately.

CAULKING

Scrape off excess and scrub with denatured alcohol. Rinse with hot water and detergent. For acrylic latex caulk - follow guidelines for removal of latex paint.

CLAY SOIL

Scrape off dry material, scrub and rinse with hot water and strong detergent.

CREOSOTE

Apply a solution made with paint thinner and talc. Scrub and allow to dry. Scrape off, scrub with scouring powder and rinse with water.

MORTAR

Let dry but not harden and carefully remove spots with a towel, putty knife or chisel.

LEAF, WOOD ROT OR TOBACCO STAINS

Apply household bleach diluted 10:1 with water (10 parts water) and scrub with a non-metallic stiff bristled brush.

OIL OR GREASE THAT HAS PENETRATED

Mop up any excess oil with rags. Cover the area with oil absorbent talc, (kitty litter). Diatomaceous earth can also be used. Leave it on the stain for a day, then sweep up.

PAINT

Fresh paint should be mopped up immediately with rags or paper towels by blotting. Do not wipe as this will spread the paint and extend the job of removal. If the paint is latex and water-based, soak and then scrub area with hot water, scouring powder and a non-metallic stiff brush until no more improvement is seen. Let the remaining paint dry and remove as described below.

DRIED PAINT

Scrape any excess oil-based paint, varnish or water-based latex paint off the surface. Apply a commercial paint remover and let sit for 20-30 minutes. Loosen with gentle scrubbing. Do not rub the loosened paint into the surface of the pavers. Instead, blot up the loosened paint and thinner. Repeat as necessary.

TIRE SKID MARKS

Scrub black area with water, detergent and scouring powder.

ABOUT EFFLORESCENCE:

Efflorescence is a whitish, powder-like deposit that may sometimes appear on the surface of the paving stones. It may appear immediately or within a short time after installation. Left alone, normal wear and exposure to the elements will dissipate the efflorescence. Efflorescence does not affect the structural performance or durability of concrete pavers. Efflorescence is

a normal occurrence in all cement based products, as well as many colored paving products. Because it is a natural reaction to the proper hydration of concrete, Nicolock accepts no responsibility or liability for replacement.

If there is a need to remove the efflorescence before it naturally wears away, best results are obtained by using an efflorescence remover which is available from most mason supply dealers. Do not use muriatic acid.

If a sealer is to be applied to the paving stones, it is recommended that any presence of efflorescence be removed prior to sealer being applied. For installations over a new or existing concrete base, a cementitious setting bed, or with mortared joints, the occurrence of efflorescence is more likely. Precautions for proper drainage of the paving stones system should be taken to minimize this occurrence.

WHAT IS EFFLORESCENCE?

Efflorescence is a natural phenomenon and can occur with any cement based product, as well as other paving products. It may appear randomly and will possibly appear more pronounced on colored paving slab.

The white bloom may give the impression that the color of the paving slab is fading but, when wet, you will find that the efflorescence vanishes and the paving slab returns to its original shade. The white bloom will often return again when the paving slab dries. Be assured that efflorescence has no detrimental effect on the performance of the paving slab and will generally disappear with time.

HOW DOES EFFLORESCENCE OCCUR?

All concrete products contain cement which produces water soluble calcium oxide (lime).

Concrete paving materials contain millions of tiny invisible pores; when moisture penetrates into these pores – either from rain, dew or condensation – it dissolves part of the lime to make calcium hydroxide.

When the slab dries out, the calcium hydroxide rises to the surface and reacts with the carbon dioxide in the air, sometimes leaving a white bloom of calcium carbonate once the water has evaporated.

WILL EFFLORESCENCE DISAPPEAR NATURALLY?

Yes. The efflorescence action is arrested by carbon dioxide reacting with calcium oxide within the pores of the concrete. The efflorescence itself is then, over a period of time, either converted back to soluble salts and washed away by rain or simply disappears through the action of traffic, snow or ice.

Once the efflorescence has disappeared naturally it does not usually recur. It is therefore not necessary to replace the paving or to take other measures against efflorescence.

HOW LONG WILL EFFLORESCENCE LAST?

This is difficult to predict as factors such as climate, location and conditions (damp/shady or open/sunny) are variables which can affect the extent of the phenomenon. However, on average, it can take from 12 months to 24 months to disappear.

FAQs

WHY DO NICOLOCK PAVERS MAKE THE BEST PAVEMENT?

Not only are Nicolock pavers beautiful, but they provide the best pavement solution in freeze/thaw conditions, when installed over a compacted aggregate base. Installation over a compacted aggregate base results in a pavement that is strong, yet flexible enough to move as the ground shifts without breaking apart, rutting or heaving. In addition, they can be "unzipped" to allow for repairs or access to utility lines. Unlike asphalt and other surfaces, pavers are virtually maintenance-free. And, by definition, concrete pavers are about 3 times stronger than regular poured concrete.

WHAT MAKES PAVER-SHIELD™ BETTER THAN THE COMPETITION?

paver-**shield**™ is not a thin veneer of color coating. paver-**shield**™ pavers are guaranteed to look great year after year, retaining their vibrant color and smooth texture. Products without paver-**shield**™ may look worn and faded over time with exposed aggregate on the surface.

DOES THE COLOR GO ALL THE WAY THROUGH NICOLOCK PAVERS?

All Nicolock pavers have color throughout. Those manufactured with our exclusive paver-**shield**™ process have an extra concentration of cement and pigment on the wear layer providing deep rich colors and a smooth, dense wear layer.

CAN I USE A PRESSURE WASHER TO CLEAN MY PATIO?

Yes – but, as always, follow the manufacturer's instructions carefully. Do not pressure wash your patio too strongly or too frequently as you may damage the surface of the paver.

CAN PAVERS BE INSTALLED OVER A POURED CONCRETE BASE?

Absolutely, provided certain steps are taken. Care must be taken so that water does not pool underneath the pavers. Drainage holes should be drilled in large slabs and filled with pea gravel and covered with landscape fabric. Edge pavers must be restrained to keep joints from opening up.

CAN I USE A SEALER ON MY PATIO?

Yes – check proprietary manufacturer's instructions and suitability for sealing concrete paver. Please note: applying sealant to paver may affect the color.

HOW DO PAVERS COMPARE WITH PATTERNED CONCRETE?

Patterned concrete pavements are slabs of concrete that are embossed with a pattern. Therefore, they are prone to the same problems with freeze/thaw cycles, namely cracking and spalling. Also, unlike Nicolock pavers, patterned concrete pavements don't allow access to underground utilities or the ability to make repairs. At virtually the same price installed per square foot, Nicolock Pavers are clearly a superior choice.

HOW DO I DETERMINE HOW MUCH STONE BASE MATERIAL AND SAND SETTING BED MATERIAL I NEED?

One half ton of modified stone or sand will cover about 100 square feet at 1" thick. Using a 10' x 10' (100 square feet) patio as an example, you would need 1/2 ton of sand for the setting bed (1" thick) and 3 tons of modified stone for the base (6" thick). You'll need about 5% more sand for the joints between the pavers. The thickness of the base material depends on the application and subgrade soil conditions (use a thicker base for poorly drained soils). As a rule of thumb, you'll need 4" to 8" of base material for walkways and patios, and 8" to 12" for driveways and parking lots.

I HAVE WHITE DEPOSITS ON MY PAVERS/WALLS, WHAT IS IT?

You are probably referring to efflorescence, a natural and common occurrence in many concrete products. Efflorescence occurs when natural salts come to the surface and leave behind a white deposit that can normally be brushed off. This is not a product defect or harmful to pavers and walls and Nicolock accepts no liability for its occurrence. It will usually weather away with time.

HOW CAN I REMOVE MOSS OR MOLD FROM MY PAVERS?

Try liquid bleach diluted in water (10 parts water to one part bleach). Be careful not to get it on plant material. Keep in mind that there is nothing that will keep moss and mold from reappearing in a shady, damp area.

WHAT IS POLYMERIC SAND AND WHAT IS ITS ADVANTAGE?

Polymeric sand is a high-tech mix of graded sand and binder, specially formulated for filling joints between pavers. When installed properly, polymeric sand will remain in the paver joints and inhibit weed growth and insect infestation.

CAN I USE NICOSTONE PAVING INSIDE MY HOUSE?


Yes – but it is preferable to seal the paving with a sealer after laying inside to protect against stains and reduce incidence of dust.

WHY DO THE PAVING STONES HAVE DARK PATCHES?

This is due to differential weathering, where the surface of the paving has cured at different rates, causing darker color variation on the paving. Generally this is exaggerated by the presence of efflorescence which, once removed, will reduce the effect of the dark patches. As with efflorescence the dark patches will generally disappear with time.

HOW OFTEN SHOULD I CLEAN MY PATIO?

Regular washing and brushing should be adequate to maintain your patio in pristine condition. However, you may wish to clean your patio using a recommended cleaner. This can enhance its appearance but it may affect long-term durability and should only be used sparingly (only two or three times during the lifetime of the paving). Consult your paving supplier for advice and a suitable cleaning product.



Stone Ridge XL in Westchester Blend

FAQs

Not only do Nicolock Pavers make an attractive pool deck, but they also provide a slip-resistant walking surface. Pavers actually are better than poured concrete around pools from the standpoint that the joints will take on moisture and leave the pavement cooler underfoot. Like all products that are used outdoors, lighter colors will tend to stay cooler as they reflect the sunlight. Furthermore, our Fullnose and Pool Coping Pavers are ideal for the pool's edge. Make sure the base material around the pool is well compacted before installing pavers. Safety covers can also be installed over pavers with the use of special anchors.

WHAT ARE THE BENEFITS OF SEALING MY PAVERS? HOW LONG DO I NEED TO WAIT BEFORE I APPLY A SEALER?

Sealers help resist stain and may enhance the color. Some can also bind the sand in the joints to make it difficult for weeds to germinate. As a rule of thumb we generally want you to wait at least six months to allow any efflorescence to appear. Prior to the application of any sealers, the pavers must be cleaned with an appropriate product to remove dirt and efflorescence.

CAN NICOLOCK PAVERS BE USED FOR MY DRIVEWAY?

Absolutely! For residential driveways, 8" to 12" of compacted base material is recommended. A standard 2-3/8" thick paver can be used for light vehicular (cars & pickup trucks) applications. A herringbone pattern is most suitable in these situations. (Not applicable for Stone Ridge XL, Alpine series and Nicostone products.)

WILL WEEDS GROW BETWEEN MY PAVERS?

Weeds and grass between pavers occur when seeds or spores lodge in the joints between pavers. They will not grow from underneath. This can be minimized by using polymeric sand or mixing a pre-emergent granular weed killer into the joint sand. If weeds do appear, a spot vegetation killer (such as Roundup) can be used and will not damage the pavers.

CAN I SHOVEL AND PLOW MY PAVERS?

Pavers can be plowed and shoveled just like asphalt, concrete and other pavement materials. In fact, snow and ice will normally melt faster because of the joints around the pavers. A plow blade with a rubber edge is recommended when needed. Do not use sharp objects to chop ice as they can damage the pavers.

WHAT SHOULD I USE TO MELT SNOW AND ICE ON MY PAVERS?

Nicolock recommends sand for slip resistance as it is the most environmentally friendly product for use on concrete products to make sure surfaces are skid and slip resistant.

If a de-icing product is used, Nicolock recommends using only NaCl (rock salt). It should be used sparingly, following the manufacturer's instructions. Once ice is loosened, remove immediately to avoid buildup of the de-icing agent.

De-icing agents of any kind are not recommended for our Nicostone line. We recommend using only sand for providing skid and slip resistance.

I'VE GOT A RAILROAD TIE WALL THAT IS ROTTING AND FALLING DOWN. WHAT CAN I DO?

Our segmental retaining wall systems provide an excellent solution to this problem. They are strong and will last a lifetime. Nicolock offers several different wall systems to meet your needs.

WHAT IS GEOGRID AND WHEN SHOULD IT BE USED?

As a rule of thumb, all walls over 3' high should be reinforced with geogrid. Geogrid is placed between the layers of block at different intervals to stabilize the soil behind the retaining wall and secure the wall face to the earth behind it. The height of the finished wall, soil characteristics, and the pressure on the wall caused by slopes, structures, and/or paved areas all affect the proper placement and lengths of geogrid.

WHAT IS RECONSTITUTED STONE?

Reconstituted Stone is manufactured from the highest grade materials and will last for years. It is hand crafted, with molds taken from original natural stone for an authentic appearance. Nicostone products are a consistent thickness and are therefore easy to lay.

Colors: shades are subtle and subject to slight variations, especially highlighted in the weathered shades where many products are handmade to ensure a completely random, natural look. Colors will appear different depending upon the prevailing conditions such as sunlight, heavy shade, or rain.

Therefore it is advisable to check the color and appearance of the actual product samples in dry daylight conditions before purchasing. Where possible, products should also be selected from the same production batch. Reconstituted stone will weather over time in a fashion similar to natural stone.

PAVING SLAB AND WALLSTONE COLOR

Please note that some products have a multi-color mix where the manufacturing process means that different color percentages are likely selected from multiple pallets prior to installation. Choose from three to five different packs.

Multi-colored products are produced randomly, therefore color proportions in different slabs may vary widely.

NICOSTONE APPLICATION/SUITABILITY

Unless otherwise stated, the Nicostone materials featured in this catalog are intended for use in residential landscape projects. Nicostone decorative slabs are not suitable for driveways. The manufacturer cannot accept any liability where products have been used for any inappropriate purpose.

In the unlikely event of products reaching you in a less than satisfactory condition, please contact your local distributor directly, allowing time for the rejected product to be replaced. If a complaint is raised after laying the product, Nicostone cannot accept responsibility for any defect.

De-icing salts should not be used on Nicostone slabs.

SIZES & JOINT WIDTHS

All dimensions quoted in this catalog are nominal and are for guidance only. Actual sizes will vary, particularly on the products designed to replicate natural stone which have features such as riven profiles and fettled edges. Where space is critical, Nicostone recommends dry laying the product to check area required.

When laying random slabs and circles, and in particular Old Town Flagstone Paving Slabs with their fettled edges, joint widths will depend on the slab type & laying pattern chosen and will be variable – from approximately 1/2" to 1".

HANDLING

Standard manual handling techniques should be adopted when handling products. Some products in the Nicostone range are heavy or an awkward shape to lift and it is recommended that suitable lifting equipment be used for these products. Always wear gloves and safety footwear when handling product. If product is to be cut, always wear safety goggles and when using a high speed saw also wear suitable respiratory protection, such as a dust mask.

Before removing wrapping or banding, ensure that the products are on level ground or retained in some way to prevent them from tipping over. When removing shrink wrapping and banding, use the appropriate cutting tools; also it is recommended that safety goggles are worn.

Product should always be handled with care as breakages, chipping and other damage may result from mishandling. Minor scuffing can occur due to movement in transit and will generally disappear in time. If in doubt do not install the product, and consult your Nicolock Territory Manager.

SPECIAL NOTES

All measurements are nominal. Dimensions include the joint widths when fully installed. Dimensions/height: May vary up to 1/4" due to unique manufacturing technique. Nicostone provides only general installation guidelines, climate and soil conditions may vary by region.


PATTERNS

Patterns, whether simple or complex, help to define a paved area and add your own personality to your project. The following are examples of popular patterns.

RUNNING BOND

Products that can be used:

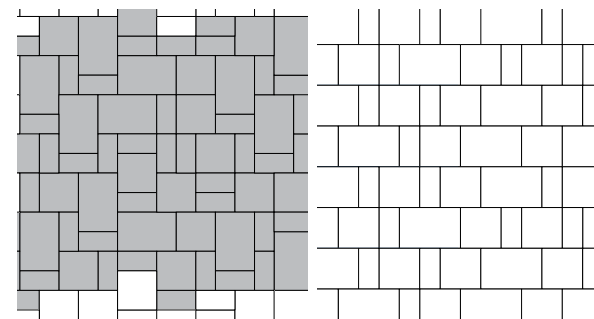
Plank Paver
Ridge Brick
Rustico 6x6
Rustico 6x9
Holland Stone
Colonial Cobble 1.5 Normal
Heritage Slab
Old Vienna with paver-shield™
The Montauk
Euro Cobble
Eco-Ridge
SF-Rima®



RANDOM 3-PIECE RECTANGULAR & STAGGERED RUNNING BOND

Products that can be used:


Stone Ridge
Stone Ridge Contemporary
Alpine Ridge
Alpine Contemporary
Blue Ridge
Eco-Tre
Natural Cleft Flagstone (Individual Sizes)
Thermal Finish Flagstone (Individual Sizes)



HERRINGBONE

Products that can be used:

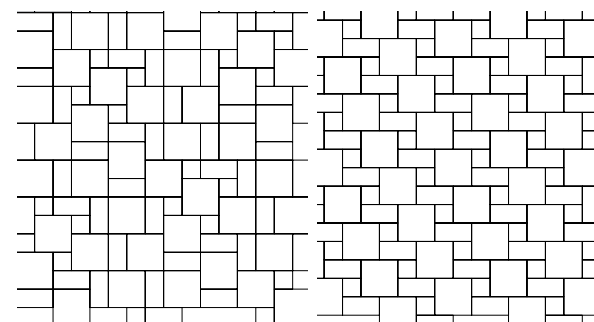
Plank Paver
Ridge Brick
Rustico 6x9
Holland Stone
Colonial Cobble 1.5 Normal
Old Vienna with paver-shield™
Eco-Ridge



RANDOM 3-PIECE SQUARE & DIAGONAL PATTERN

Products that can be used:

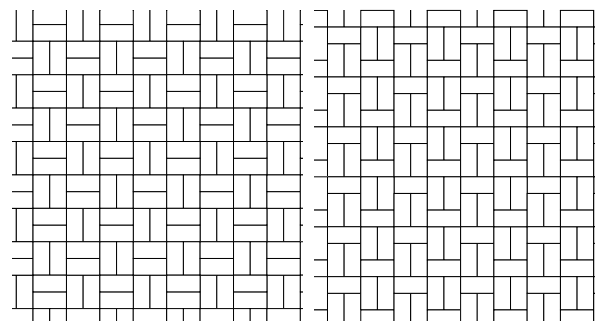
Stone Ridge XL



BASKET WEAVE

Products that can be used:


Plank Paver
Ridge Brick
Holland Stone
Old Vienna with paver-shield™
Eco-Ridge



RANDOM 6-PIECE PATIO PACK

Products that can be used:

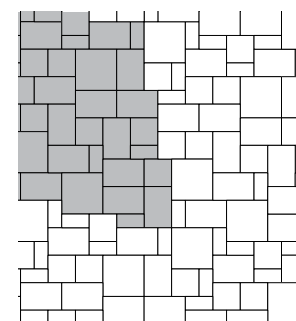
Natural Cleft Flagstone Patio Pack
Thermal Finish Flagstone Patio Pack
Old Town Flagstone Patio Pack



RANDOM 4-PIECE

Products that can be used:


Rustico 4 Pc Combo



FRENCH ASHLER PATTERN

Products that can be used:


Versailles Travertine



MODIFIED HERRINGBONE & '1' PATTERN

Products that can be used:

Rustico 6x6 & 6x9



Please use patterns as a reference to get you started. The diagrams shown may require additional material if followed directly.



NICOLOCK[®]
PAVING STONES • RETAINING WALLS • OUTDOOR LIVING



New York | Corporate Headquarters
612 FF Avenue • Lindenhurst, NY 11757
P: 631.669.0700 • F: 631.669.0711

Nicostone by Nicolock
200 Henry Street • Lindenhurst, NY 11757
P: 631.669.0600 • F: 631.669.8052

Albany
801 Watervliet Shaker Road • Latham, NY 12110
P: 518.888.2731 • F: 518.252.4937

New Jersey
482 Houses Corner Rd • Sparta, NJ 07871
P: 551.232.6443 • F: 973.425.5188

NPS Outdoor Living Showroom
9 Aaron Way • Sparta, NJ 07871
P: 908.482.8483

New England
99 Stoddard Avenue • North Haven, CT 06473
P: 203.234.2800 • F: 203.985.0381

Massachusetts
168 Mendon Street • Bellingham, MA 02019
P: 508.298.2243 • F: 508.590.7678

Maryland
8400 Progress Court • Frederick, MD 21701
P: 301.620.0100 • F: 301.620.0007

Delaware
1000 South Market Street • Wilmington, DE 19801
P: 302.981.0986 • F: 302.691.4500

Virginia
9135 Barricade Lane • Mechanicsville, VA 23116
P: 571.332.3513 • F: 571.406.1251

North Carolina
5412 US 70 • Durham, NC 27705
P: 919.885.5397

North Carolina Design Studio
601 N Polk Street • Pineville, NC 28134
P: 704.835.1003

